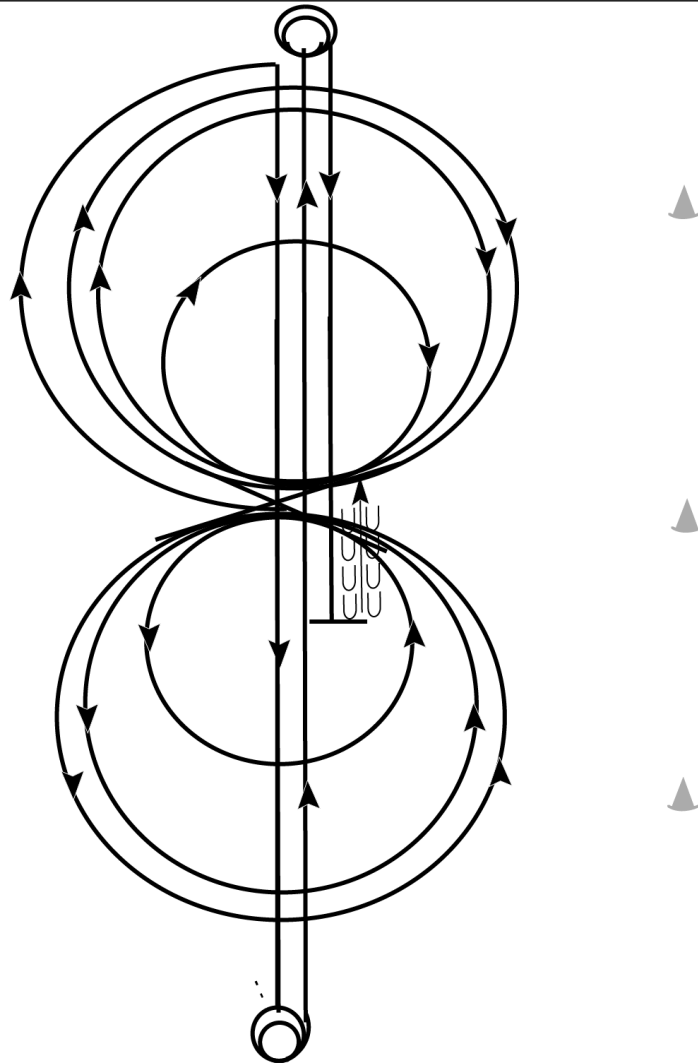


2023 Graduation Circuit

VRH Ranch Reining (All Classes)

Show Date: June 17-18, 2023



Pattern 3

Trot to center of arena, stop. Start pattern facing towards judge.

1. Begin on right lead complete 3 circles to the right, 2 big fast circles followed by 1 small slow circle, change to left lead.
2. Complete 3 circles to the left, first 2 big, fast circles followed by 1 small slow circle. Change to right lead.
3. Continue loping around end of arena without breaking gait.
4. Run up center of arena to far end past the end marker and come to a sliding stop.
5. Complete 3 1/2 spins to the right.
6. Run up center of arena past the end marker, come to a sliding stop.
7. Complete 3 1/2 spins to the left.
8. Run back to middle of the arena past the center marker and come to a sliding stop.
9. Back at least 10 feet in a straight line.
10. Hesitate to complete pattern.

[NRCHAWC/3]

Pattern Provided by:

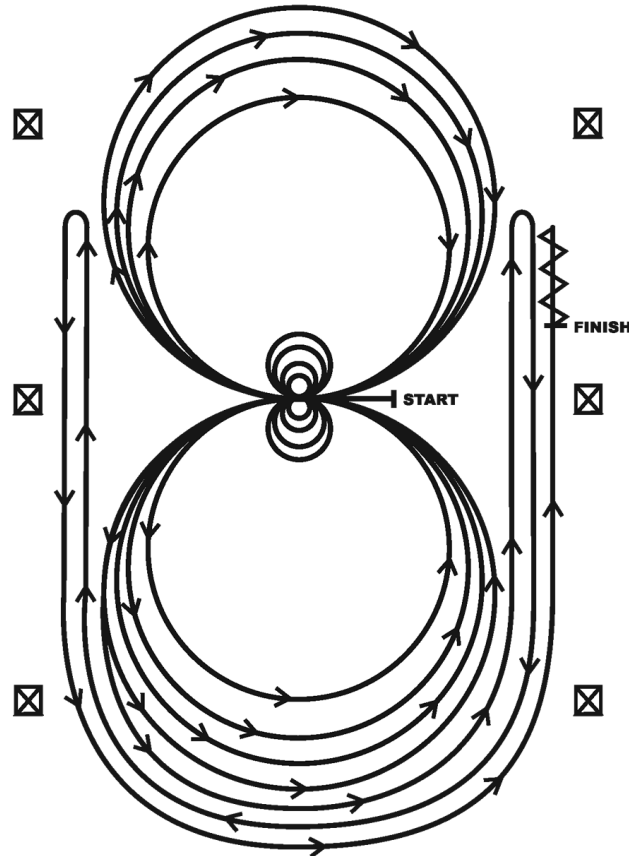
Charlene Carter

2023 Graduation Circuit

Reining (All Classes)

Show Date: June 17-18, 2023

REINING PATTERN 5



Horses may walk or jog to the center of arena. Horses must walk or stop prior to starting pattern. Beginning at the center of the arena facing the left wall or fence.

1. Beginning on the left lead, complete three circles to the left: the first two circles large and fast; the third circle small and slow. Stop at the center of the arena. Hesitate.
2. Complete four spins to the left. Hesitate.
3. Beginning on the right lead, complete three circles to the right: the first two circles large and fast; the third circle small and slow. Stop at the center of the arena. Hesitate.
4. Complete four spins to the right. Hesitate.
5. Beginning on the left lead, run a large fast circle to the left, change leads at the center of the arena, run a large fast circle to the right, and change leads at the center of the arena. (Figure 8)
6. Continue around previous circle to the left but do not close this circle. Run up the right side of the arena past the center marker and do a right rollback at least twenty feet (six meters) from the wall or fence—no hesitation.
7. Continue around previous circle but do not close this circle. Run up the left side of the arena past the center marker and do a left rollback at least twenty feet (six meters) from the wall or fence—no hesitation.
8. Continue back around previous circle but do not close this circle. Run up the right side of the arena past the center marker and do a sliding stop at least twenty feet (six meters) from the wall or fence. Back up at least ten feet (three meters). Hesitate to demonstrate completion of the pattern.

[R/AQHAP-5]

Pattern Provided by:

Charlene Carter

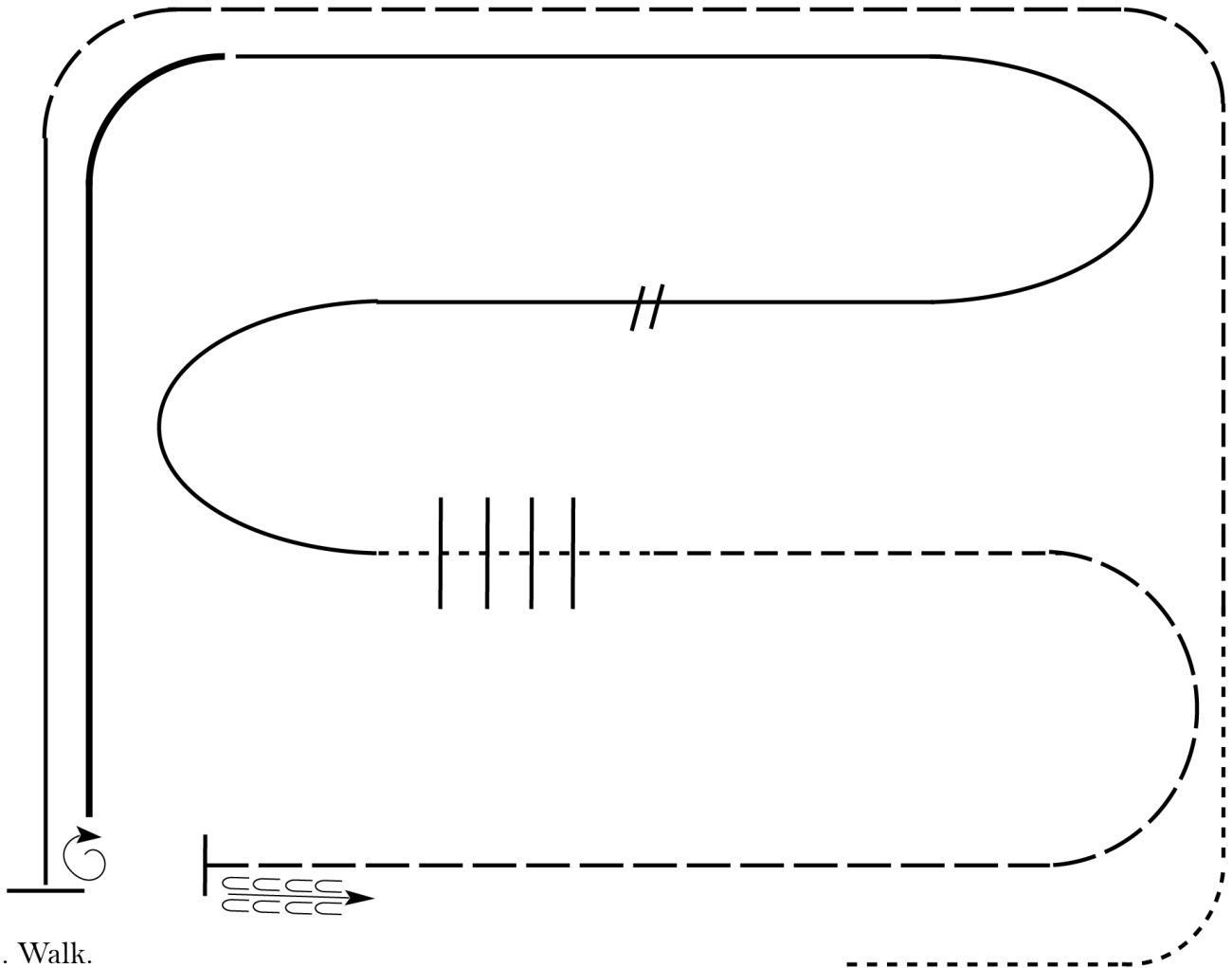
2023 Graduation Circuit

Ranch Riding (ALL except WT)

Show Date: June 17-18, 2023

w w w . H o r s e S h o w P a t t e r n s . c o m

w w w . H o r s e S h o w P a t t e r n s . c o m



1. Walk.
2. Trot
3. Extended trot.
4. Left lead lope
5. Stop, 1 1/2 turn right
6. Extended lope
7. Collect to working lope-right lead
8. Change leads (simple or flying)
9. Walk
10. Walk over logs
11. Trot
12. Extended trot
13. Stop and back

Walk	-----
Jog	-----
Extended Jog	-----
Lope	
Lead Change	/
Back	←~~~~~
Marker	(B)

[RR/2]


Pattern Provided by:

Charlene Carter

2023 Graduation Circuit

Ranch Riding (ALL W/T)

Show Date: June 17-18, 2023



[RR/2]

Pattern Provided by:

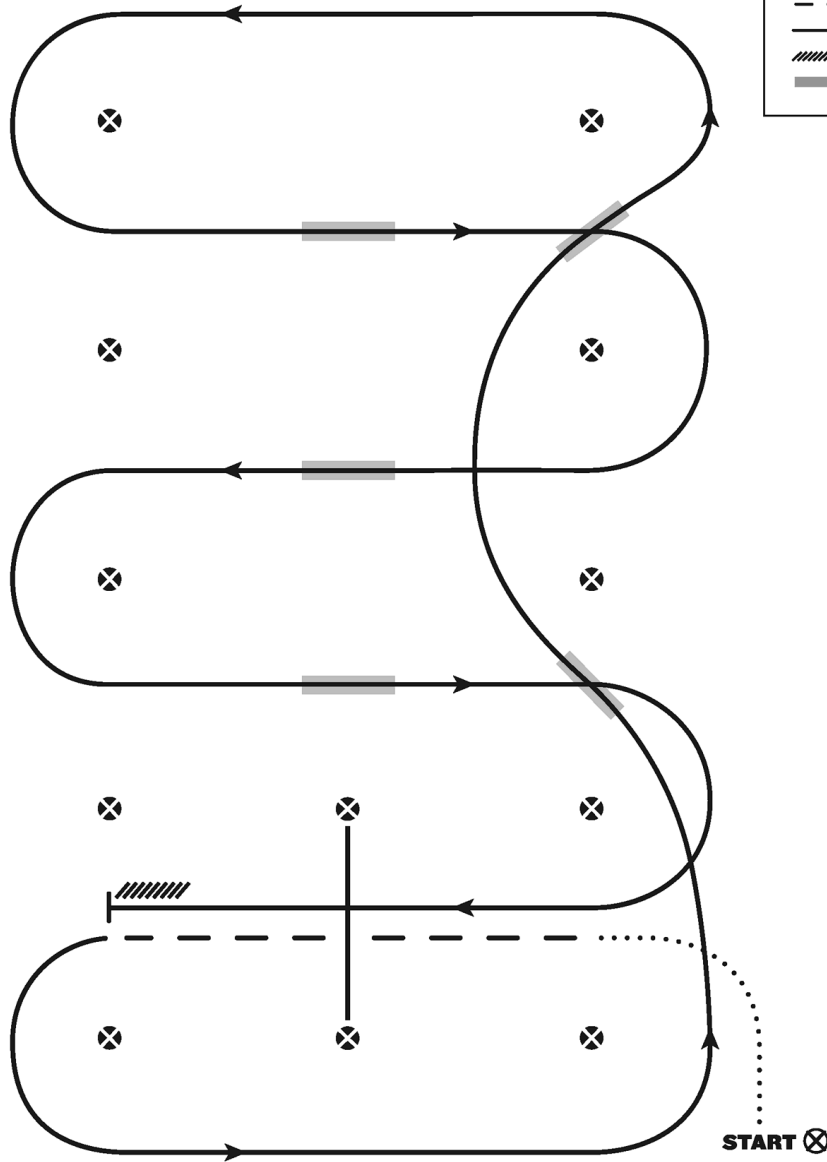
Charlene Carter

2023 Graduation Circuit

Western Riding (All Level 1, Green)

Show Date: June 17-18, 2023

LEVEL I WESTERN RIDING PATTERN 9



1. Walk at least 15 feet from start cone to the first marker, as drawn, transition to jog, jog over log.
2. Transition to the lope left lead & lope around end
3. First line change
4. Second line change, lope around the end of arena
5. First crossing change
6. Second crossing change
7. Third crossing change
8. Lope over log
9. Lope, stop & back

Revised 06-07-2021

[WR/GP-9]

Pattern Provided by:

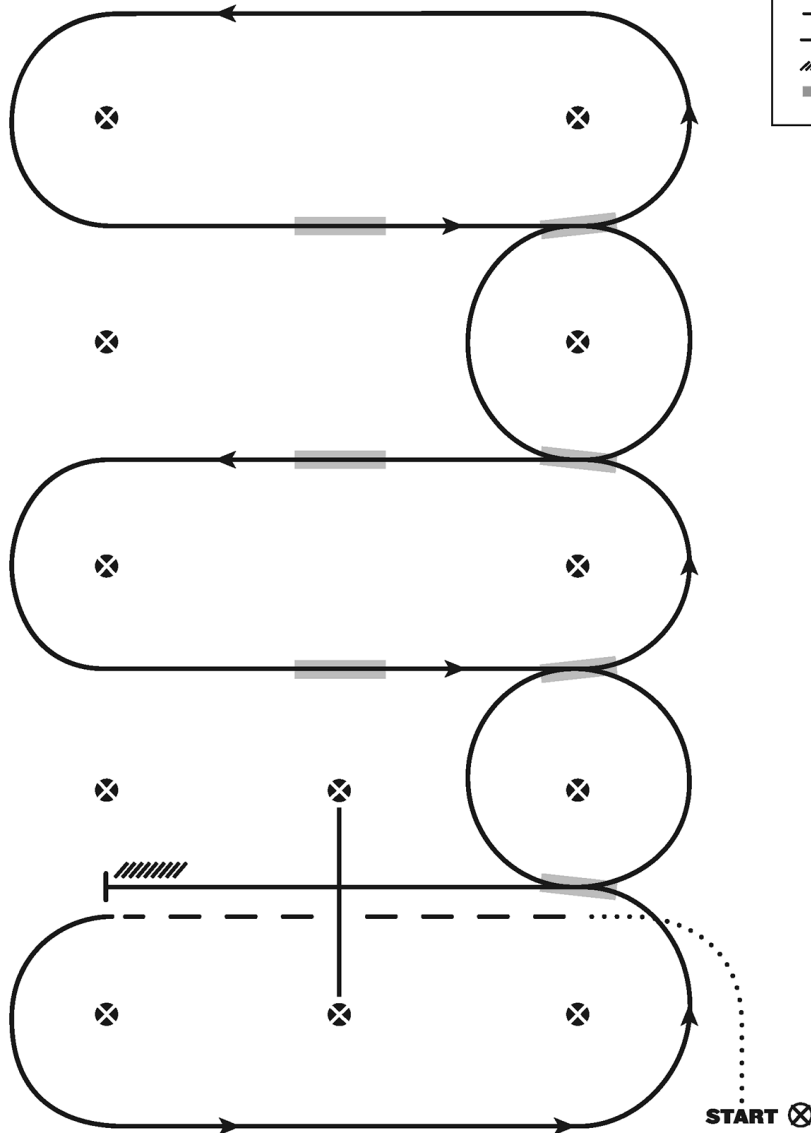
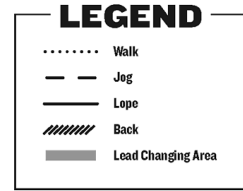
Charlene Carter

2023 Graduation Circuit

Western Riding (Yth, Am, JR., Sr.)

Show Date: June 17-18, 2023

WESTERN RIDING - PATTERN 9



1. Walk at least 15 feet from start cone to the first marker, as drawn, transition to jog, jog over log.
2. Transition to the lope left lead
3. First line change
4. Second line change
5. Third line change
6. Fourth line change
7. First crossing change
8. Second crossing change
9. Third crossing change
10. Lope over log
11. Lope, stop & back

Revised 06-07-2021

[WR/OP-9]

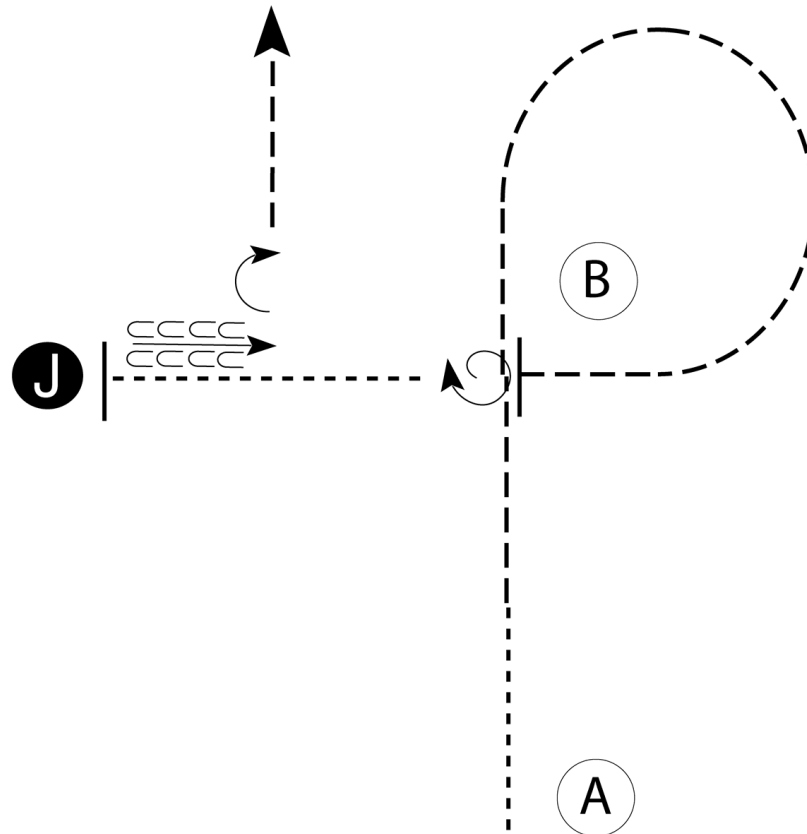
Pattern Provided by:

Charlene Carter

2023 Graduation Circuit

Showmanship (L1=Yth, Am, All Rookie)

Show Date: June 17-18, 2023



Be ready at A.

1. Walk halfway to B.
2. Trot to and around B as shown.
3. Stop when just past B. Perform a 360 degree turn.
4. Walk to judge and set up for inspection.
5. When dismissed, back one horse length.
6. Perform a 90 degree turn and trot away.

Follow the instructions of your ring steward.

Walk	-----
Trot	- - - - -
Back	←
Marker	ⓑ
Judge	ⓐ

[S/2-79]

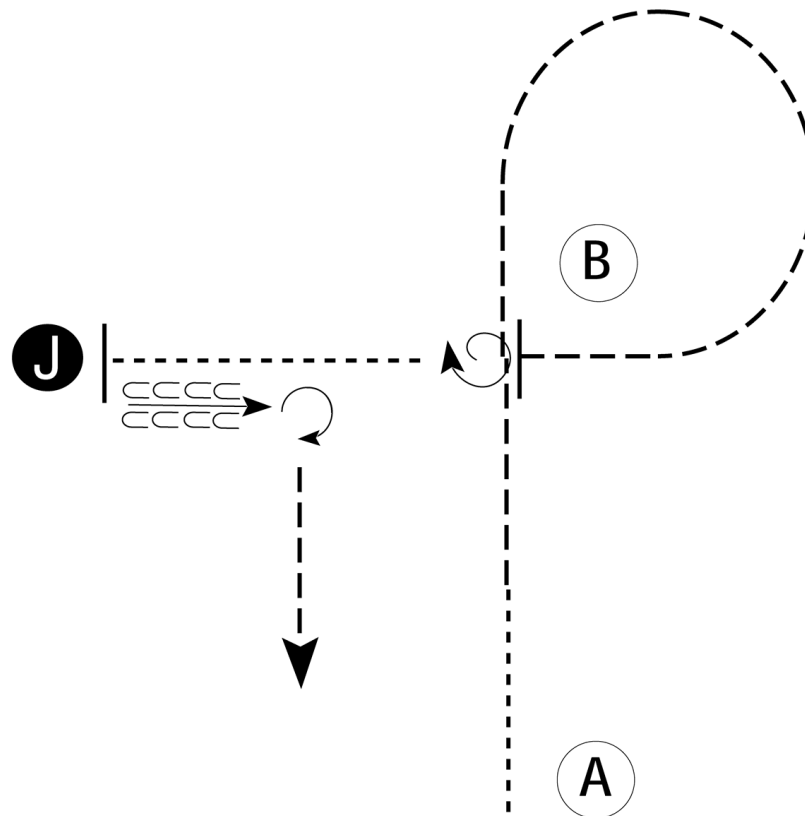
Pattern Provided by:

Charlene Carter

2023 Graduation Circuit

Showmanship (Yth, Am, Select)

Show Date: June 17-18, 2023



Be ready at A.

1. Walk halfway to B.
2. Trot to and around B as shown.
3. Stop when just past B. Perform a 360 degree turn.
4. Walk to judge and set up for inspection.
5. When dismissed, back one horse length.
6. Perform a 270 degree turn and trot away.

Follow the instructions of your ring steward.

Walk	-----
Trot	- - - - -
Back	←
Marker	ⓑ
Judge	ⓐ

[S/3-79]

Pattern Provided by:

Charlene Carter

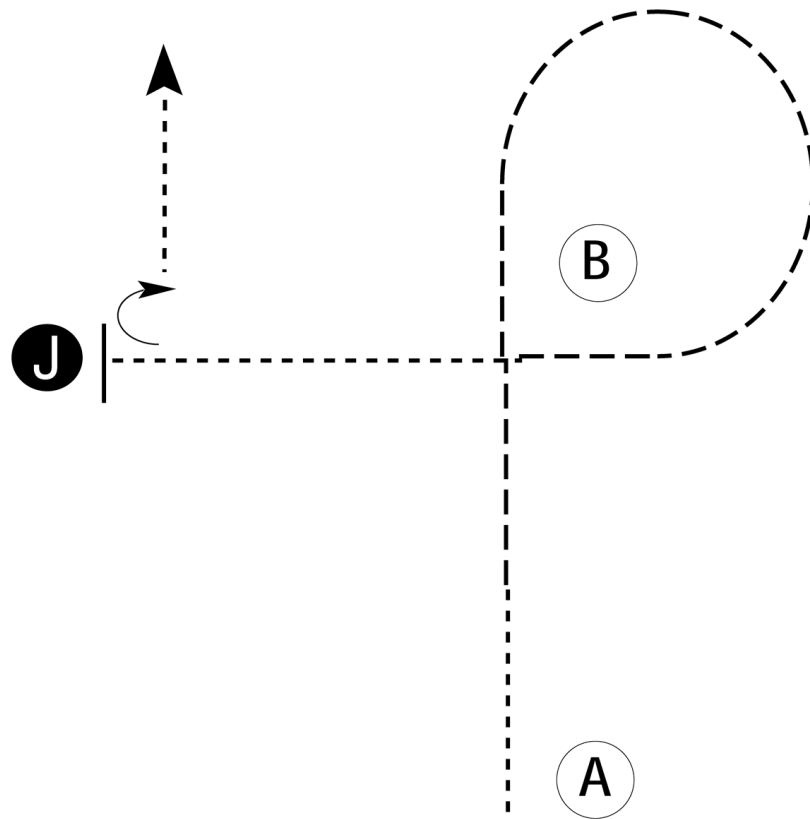
2023 Graduation Circuit

Showmanship (Small Fry W/T)

Show Date: June 17-18, 2023

w w w . H o r s e S h o w P a t t e r n s . c o m

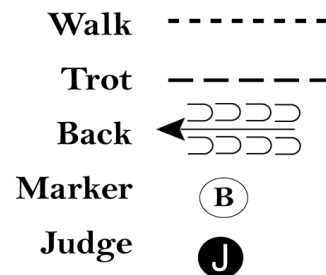
w w w . H o r s e S h o w P a t t e r n s . c o m



Be ready at A.

1. Walk halfway to B.
2. Trot to and around B as shown.
3. When just past B, walk to judge and set up for inspection.
4. When dismissed, perform a 90 degree turn and walk away.

Follow the instructions of your ring steward.



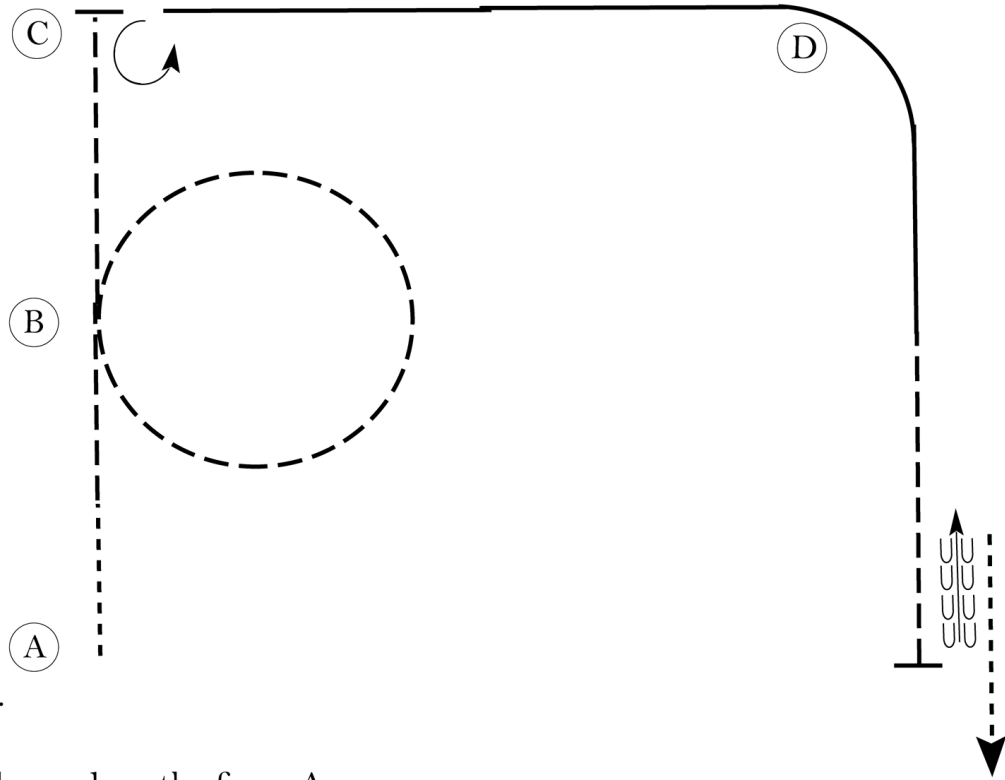
[S/WT-79]

Pattern Provided by:
Charlene Carter

2023 Graduation Circuit

Equitation (L1=Yth, Am, All Rookie)

Show Date: June 17-18, 2023



Be ready at A.

1. Walk two horse lengths from A.
2. Sitting trot to B.
3. At B, trot a circle to the right on the left diagonal.
4. Continue trot to C.
5. Stop at C and perform a 270 degree turn on the hindquarters to the left.
6. Canter on the right lead to and around D.
7. When even with B, begin a posting trot on the right diagonal.
8. Stop when even with A and back approximately one horse length.

Walk away from D and follow the instructions of your ring steward.

Walk	-----
Trot	- - - - -
Extended Trot	— — — — —
Canter	—————
Leg Yield	
Lead Change	///
Back	←←←←←
Marker	(B)
Sidepass	← - - - - ←
Hand Gallop	— — — — —

[HSE/2-44]

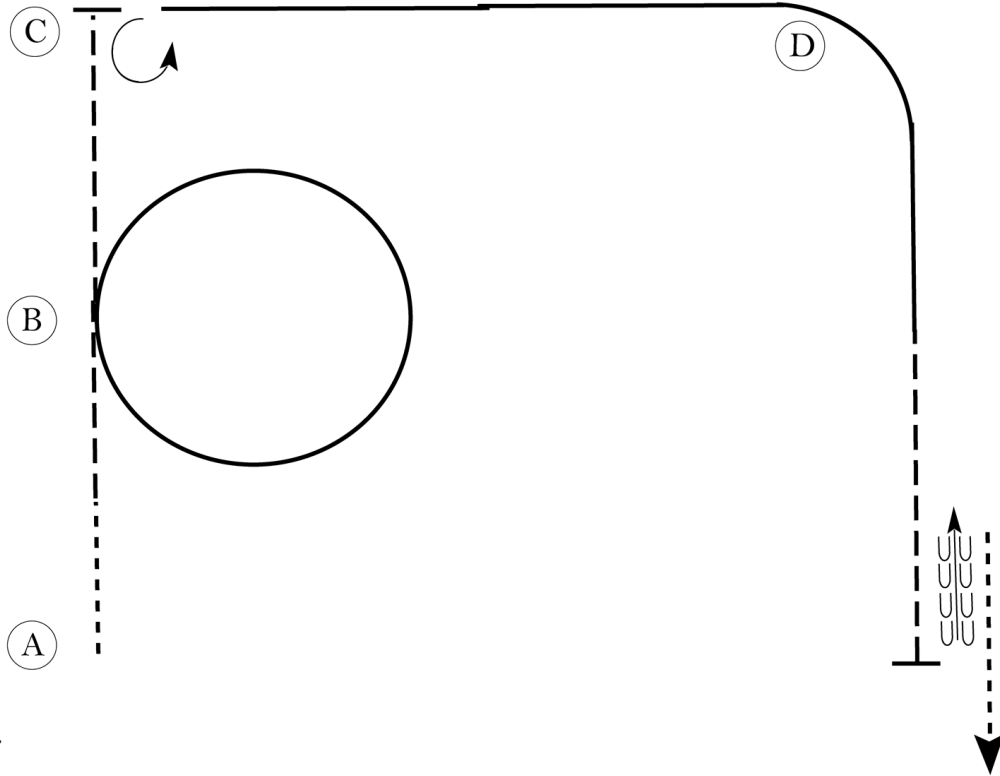
Pattern Provided by:

Charlene Carter

2023 Graduation Circuit

Equitation (Yth,Am,Select)

Show Date: June 17-18, 2023



Be ready at A.

1. Walk two horse lengths from A.
2. Sitting trot to B.
3. Canter a circle to the right at B.
4. Posting trot on the left diagonal to C.
5. Stop at C and perform a 270 degree turn on the forehand to the left.
6. Canter on the left lead to and around D.
7. When even with B, begin a posting trot on the right diagonal.
8. Stop when even with A and back approximately one horse length.

Walk away from D and follow the instructions of your ring steward.

Walk	-----
Trot	- - - - -
Extended Trot	—————
Canter	—————
Leg Yield	
Lead Change	///
Back	←←←←←
Marker	(B)
Sidepass	←-----→
Hand Gallop	—————

[HSE/3-44]

Pattern Provided by:

Charlene Carter

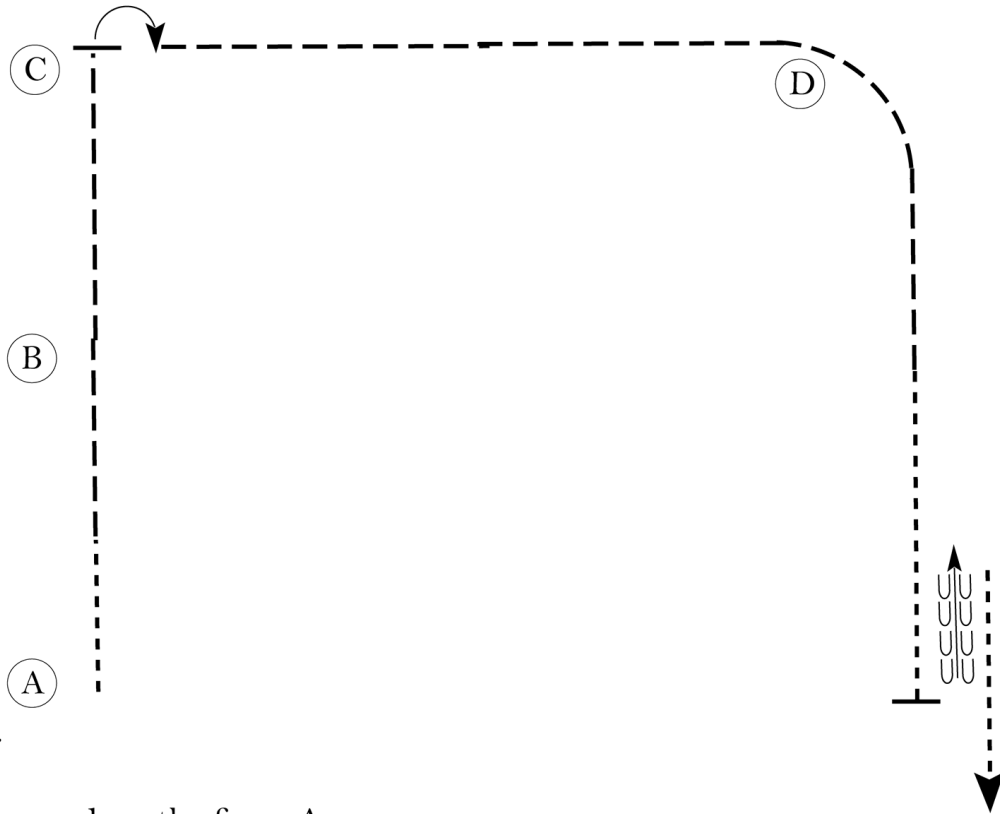
2023 Graduation Circuit

Equitation (L1=W/T Youth/Am./Small Fry)

Show Date: June 17-18, 2023

www.HorseShowPatterns.com

www.HorseShowPatterns.com



Be ready at A.

1. Walk two horse lengths from A.
2. Posting trot on the right diagonal to C.
3. Stop at C and perform a 90 degree turn on the hindquarters to the right.
4. Trot on the left diagonal to and around D.
5. When even with B, begin to walk.
6. Stop when even with A and back approximately one horse length.

Walk away from D and follow the instructions of your ring steward.

Walk	-----
Trot	- - - - -
Extended Trot	- - - - -
Canter	—————
Leg Yield	
Lead Change	///
Back	←←←←←
Marker	(B)
Sidepass	← - - - - →
Hand Gallop	—————

[HSE/WT-44]

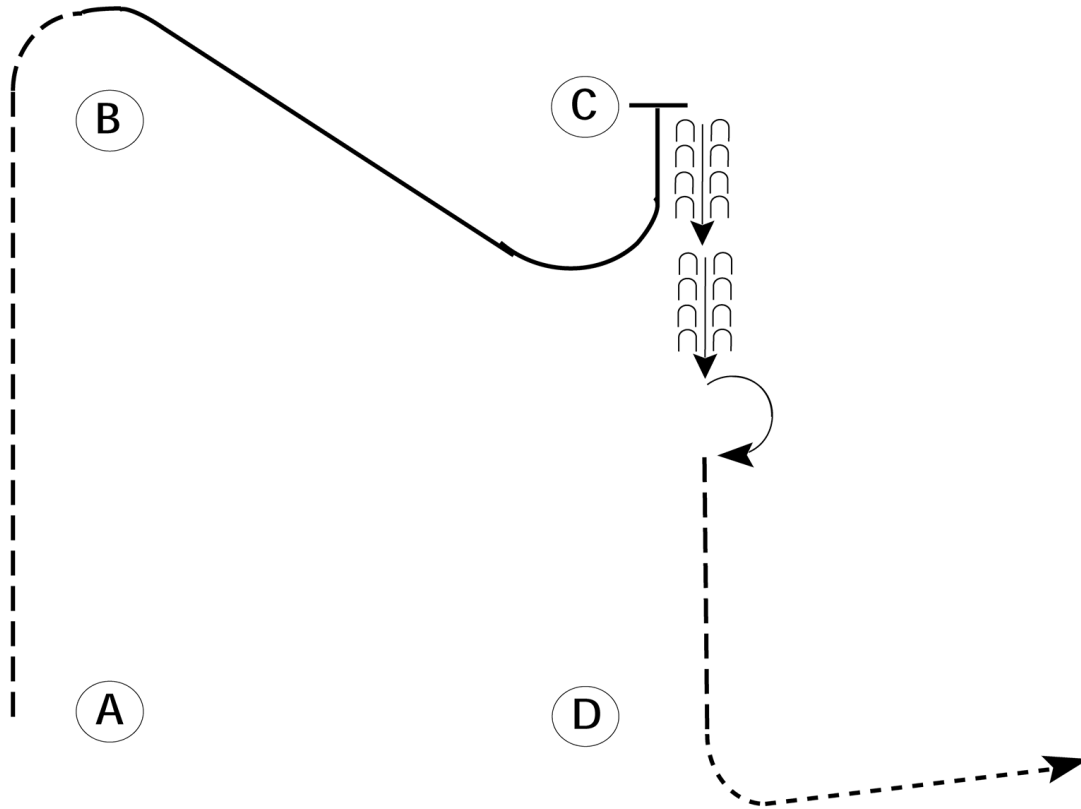
Pattern Provided by:

Charlene Carter

2023 Graduation Circuit

Horsemanship (L1=Yth, Am. All Rookie)

Show Date: June 17-18, 2023



Be ready at A.

1. Jog to B.
2. At the top of B, pick up the left lead.
3. Lope on the left lead to C.
4. Back approximately one horse length.
5. Turn 180 degrees to the right.
6. Jog to D.
7. Walk at D and turn to the left.

Follow the instructions of your ring steward.

Walk	-----
Jog	- - - - -
Extended Jog	- - - - -
Lope	—————
Leg Yield	
Lead Change	↘
Back	← ⤵ ⤵
Marker	Ⓚ
Sidepass	←-----→

[WH/1-52]

Pattern Provided by:

Charlene Carter

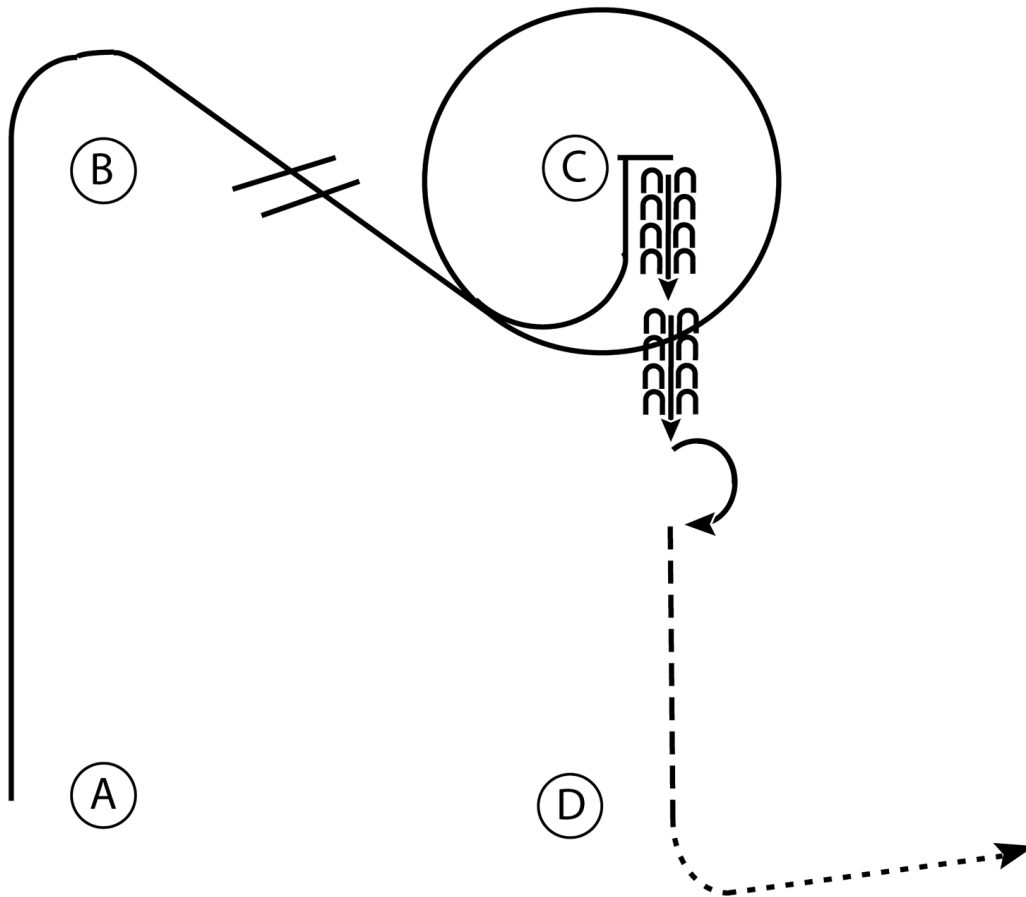
2023 Graduation Circuit

Horsemanship (Yth/Am/Select)

Show Date: June 17-18, 2023

w w w . H o r s e S h o w P a t t e r n s . c o m

w w w . H o r s e S h o w P a t t e r n s . c o m



1. Start at A. Right lead lope around B.
2. Perform a simple or flying lead change to the left lead lope.
3. Lope a circle around C.
4. Stop when even with C.
5. Back five steps.
6. Perform a 180 degree turn to the right on the hindquarters.
7. Jog to D.
8. At D walk. Walk to the line-up.

Walk
Jog	-----
Extended Jog	-----
Lope	—————
Leg Yield	
Lead Change	⚡
Back	← C C C C C
Marker	Ⓚ
Sidepass	←-----→

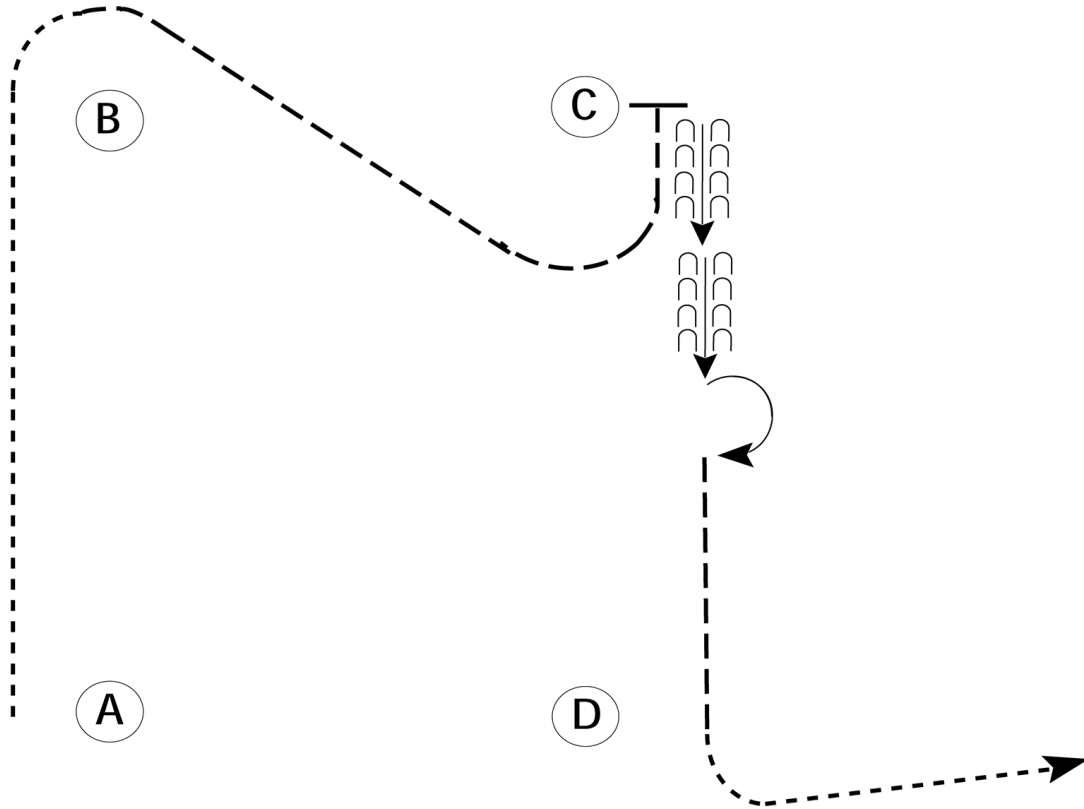
[WH/2-52]

Pattern Provided by:
Charlene Carter

2023 Graduation Circuit

Horsemanship (L1=W/T Yth,Am/Small Fry)

Show Date: June 17-18, 2023



Be ready at A.

1. Walk to B.
2. At the top of B, begin to jog.
3. Jog to C.
4. Stop and back approximately one horse length.
5. Turn 180 degrees to the right.
6. Jog to D.
7. Walk at D and turn to the left.

Follow the instructions of your ring steward.

Walk	-----
Jog	- - - - -
Extended Jog	- - - - -
Lope	—————
Leg Yield	
Lead Change	↘
Back	← ← ←
Marker	Ⓚ
Sidepass	←-----→

[WH/WT-52]

Pattern Provided by:

Charlene Carter

www.HorseShowPatterns.com

www.HorseShowPatterns.com