

EQUINE VALLEY ASSOCIATION GRADUATION CIRCUIT PATTERN BOOK 6/23/2023


THANKS TO OUR SPONSORS!

PLATINUM SPONSORS!



Fabulous Finds

CUSTOM DAY SHIRT EMBELLISHMENT &
HIGH END CONSIGNMENT SHOW CLOTHING



GOLD SPONSORS!



BUCKLE SPONSORS

Brooke Aston
Paul Cimino

CLASS SPONSORS

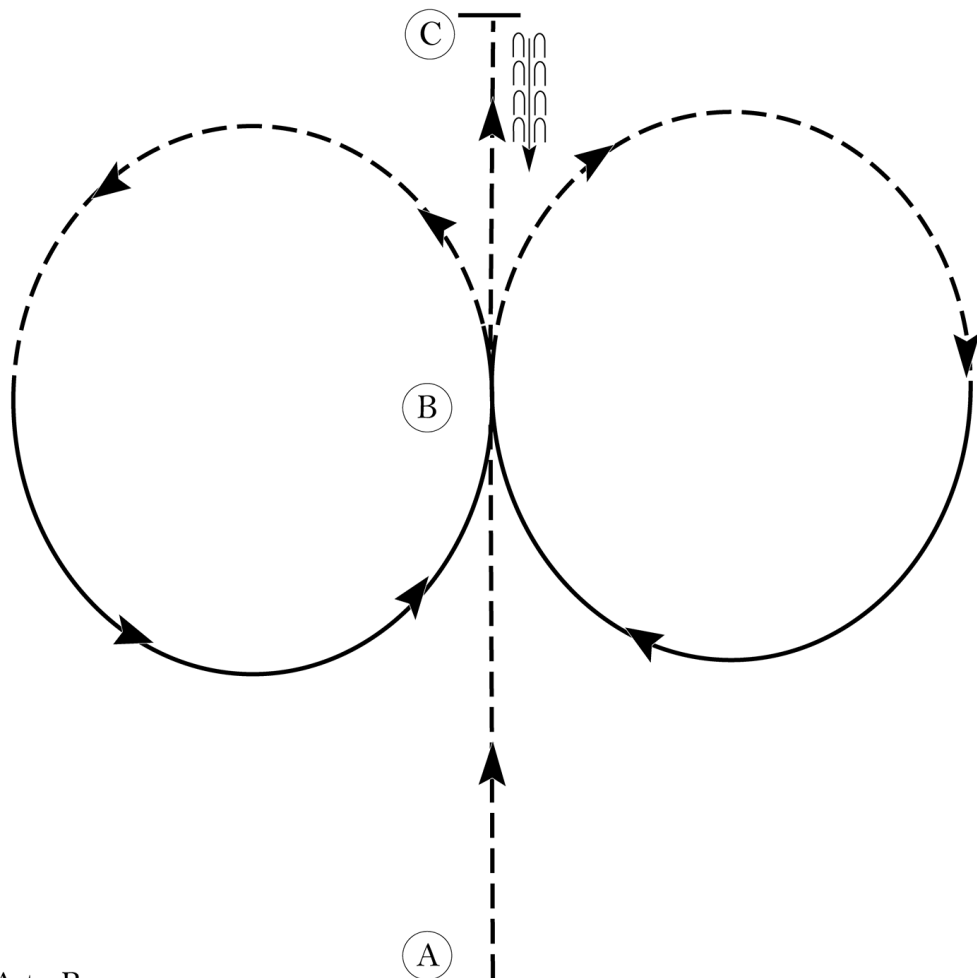
Linda Lambert
Deborah Marino
Gayle Colburn
Louise Becker

Graduation Circuit- AQHA Level 1 & Open Show All Equitation

Show Date: 06/23/2023

w w w . H o r s e S h o w P a t t e r n s . c o m

w w w . H o r s e S h o w P a t t e r n s . c o m



1. Sitting trot A to B
2. At B posting trot on the left diagonal in a half circle.
3. Canter on the right lead back to B. .
4. Posting trot on the right diagonal in a half circle.
5. Canter on the left lead back to B.
6. Sitting trot to C.
7. Stop at C and back approximately one horse length.

Exit at a sitting trot.

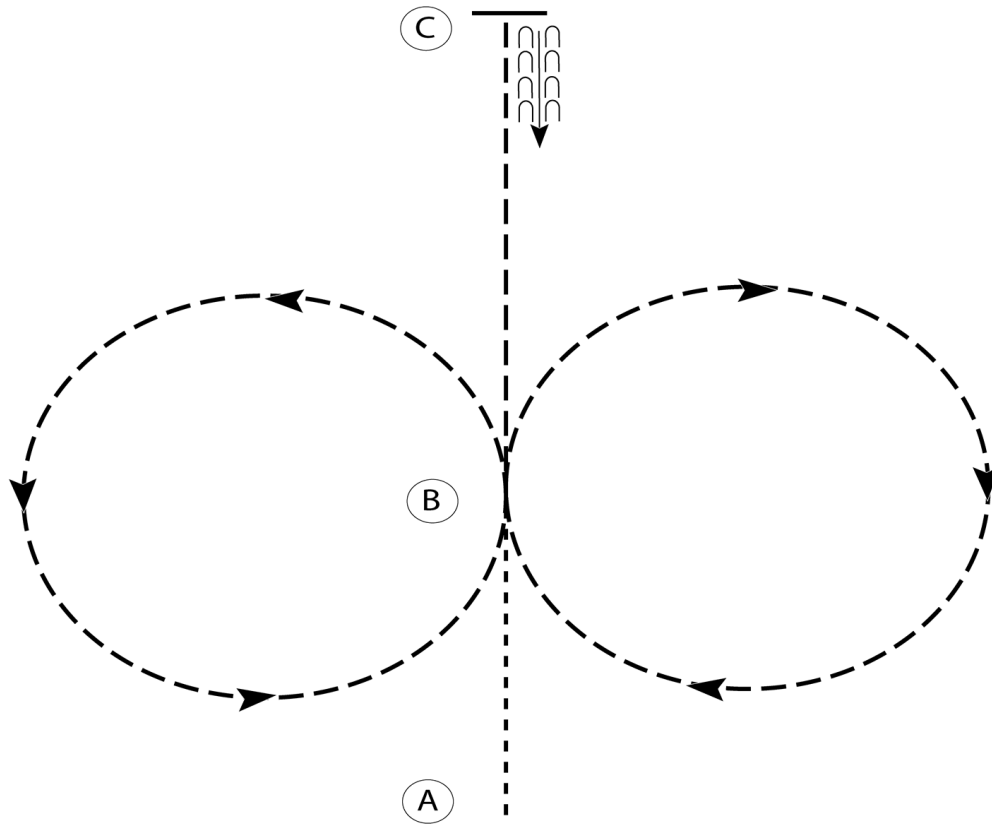
Walk	-----
Trot	- - - - -
Extended Trot	-----
Canter	—————
Leg Yield	
Lead Change	↘ ↙
Back	← ← ← ← ←
Marker	⊙ B
Sidepass	← - - - - ←
Hand Gallop	—————

[HSE/2-21]

Pattern Provided by:
Cayce Miller

Graduation Circuit- AQHA Level 1 & Open Show Equitation (All Walk Trot)

Show Date: 06/23/2023



1. Walk A to B.
2. At B posting trot a circle to the right on the proper diagonal.
3. At B posting trot a circle to the left on the proper diagonal.
4. At B sitting trot to C.
5. At C stop and back approximately one horse length.

Walk	-----
Trot	- - - - -
Extended Trot	— — — — —
Canter	—————
Leg Yield	
Lead Change	↙ ↘
Back	← C C C C
Marker	(B)
Sidepass	← — — — — →
Hand Gallop	— — — — —

[HSE/WT-5]

Pattern Provided by:

Cayce Miller

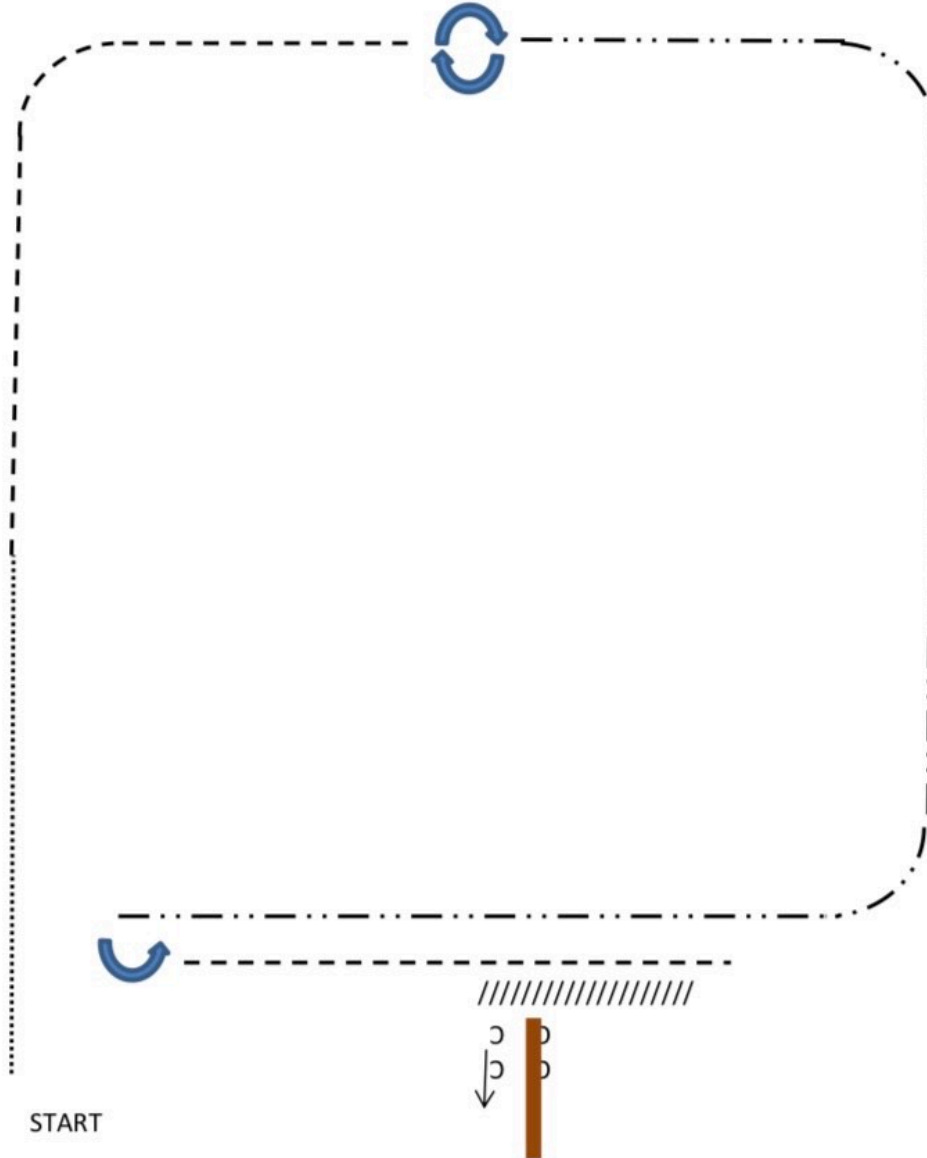
www.HorseShowPatterns.com

www.HorseShowPatterns.com

2023 Graduation Circuit

Show Date: 6/23/23

RANCH RIDING
Pattern # 3
WALK TROT



USE ONLY 1/2 of Arena

1. Walk
2. Trot
3. 360 Right
4. Extended Trot
5. Stop, 180 Left
6. Trot, past center
7. Stop & Back to center
8. Side Pass Rail Right

WALK
TROT	-----
EXT TROT	-----

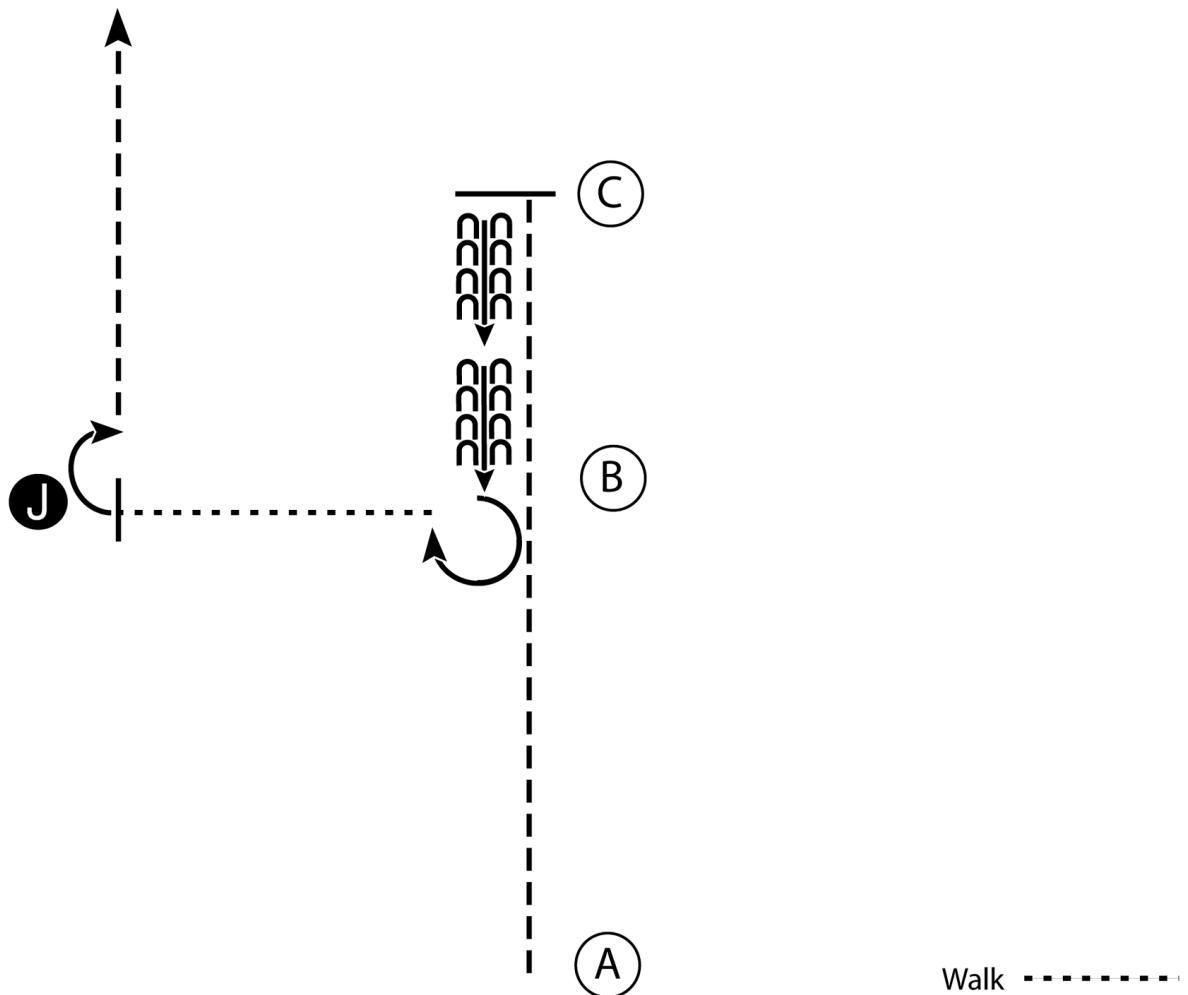
Graduation Circuit- AQHA Level 1 & Open Show

All Showmanship (except Small Fry)

Show Date: 06/23/2023

w w w . H o r s e S h o w P a t t e r n s . c o m

w w w . H o r s e S h o w P a t t e r n s . c o m



1. Trot from A to C.
2. Stop and back to B.
3. Perform a 270 degree turn and walk to the Judge.
4. Stop and set up for inspection.
5. When dismissed perform a 90 degree turn and trot to line-up.

- Walk (dotted line)
- Trot - - - - - (dashed line)
- Back ← (curved arrows)
- Marker (B) (circle with B)
- Judge (J) (circle with J)

[S/2-14]

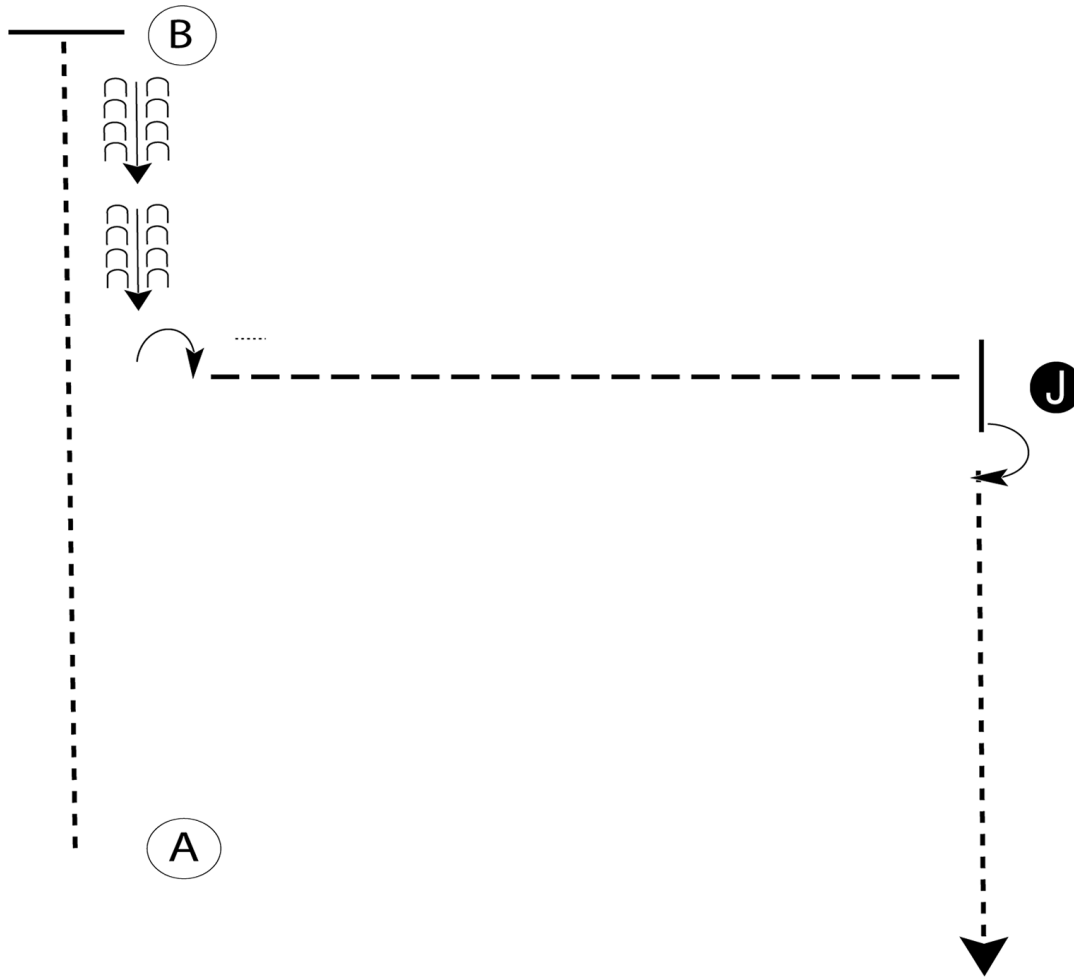
Pattern Provided by:
Cayce Miller

Graduation Circuit- AQHA Level 1 & Open Show Showmanship (Small Fry)

Show Date: 06/23/2023

w w w . H o r s e S h o w P a t t e r n s . c o m

w w w . H o r s e S h o w P a t t e r n s . c o m



1. Begin at A. Walk to B and stop.
2. Back until even with judge.
3. Perform a 90 degree turn. Trot to judge.
4. Stop, set up, inspection.
5. When dismissed, perform a 90 degree turn.
6. Walk to the line up or follow the directions of the ring steward.

Walk	-----
Trot	----- -----
Back	----- ----- ←
Marker	ⓑ
Judge	ⓐ

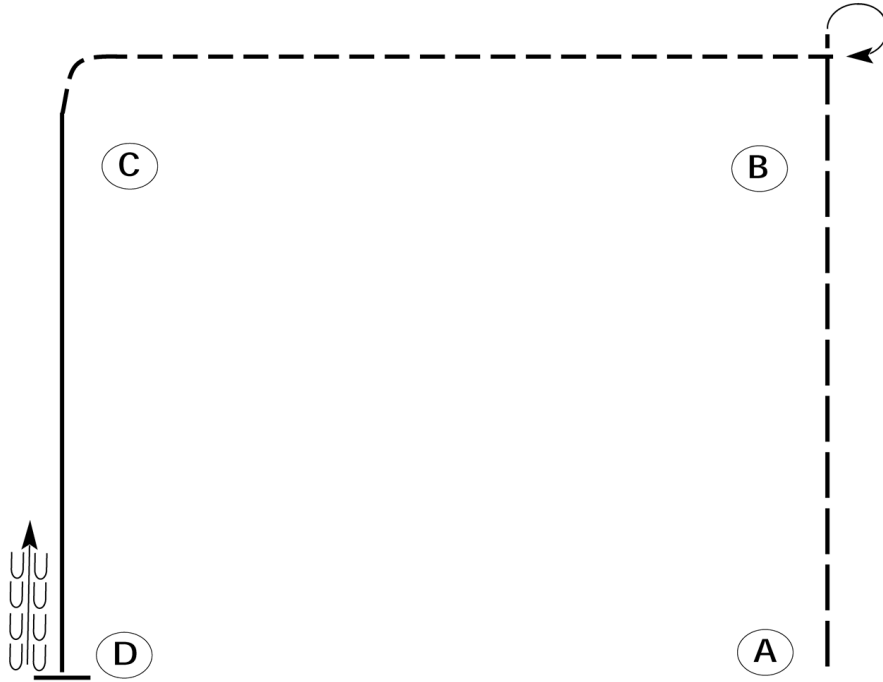
[S/WT-4]

Pattern Provided by:

Cayce Miller

Graduation Circuit- AQHA Level 1 & Open Show All Horsemanship

Show Date: 06/23/2023



Be ready at A.

1. Extended jog from A to B.
2. Stop past B and execute a 270 degree turn to the right.
3. Jog from B around C.
4. Lope on the left lead from C to D.
5. Stop at D and back one horse length.

Please exit at a jog.

Walk
Jog	-----
Extended Jog	- - - - -
Lope	—————
Leg Yield	
Lead Change	///
Back	←←←←←
Marker	⊙ B
Sidepass	← - - - - →

[WH/1-23]

Pattern Provided by:

Cayce Miller

www.HorseShowPatterns.com

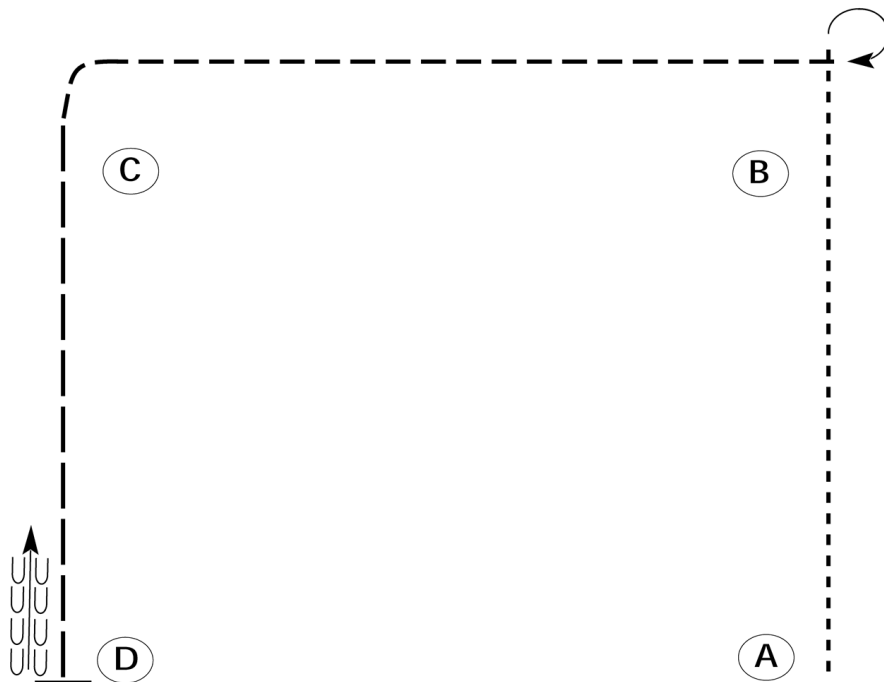
www.HorseShowPatterns.com

Graduation Circuit- AQHA Level 1 & Open Show Horsemanship (All Walk Trot)

Show Date: 06/23/2023

w w w . H o r s e S h o w P a t t e r n s . c o m

w w w . H o r s e S h o w P a t t e r n s . c o m



Be ready at A.

1. Walk from A to B.
2. Stop past B and execute a 270 degree turn to the right.
3. Jog from B around C.
4. Extend the jog from C to D.
5. Stop at D and back one horse length.

Please exit at a jog.

Walk	-----
Jog	-----
Extended Jog	-----
Lope	_____
Leg Yield	
Lead Change	—/—
Back	←←←←←
Marker	⊙ B
Sidepass	←-----→

[WH/WT-23]

Pattern Provided by:

Cayce Miller