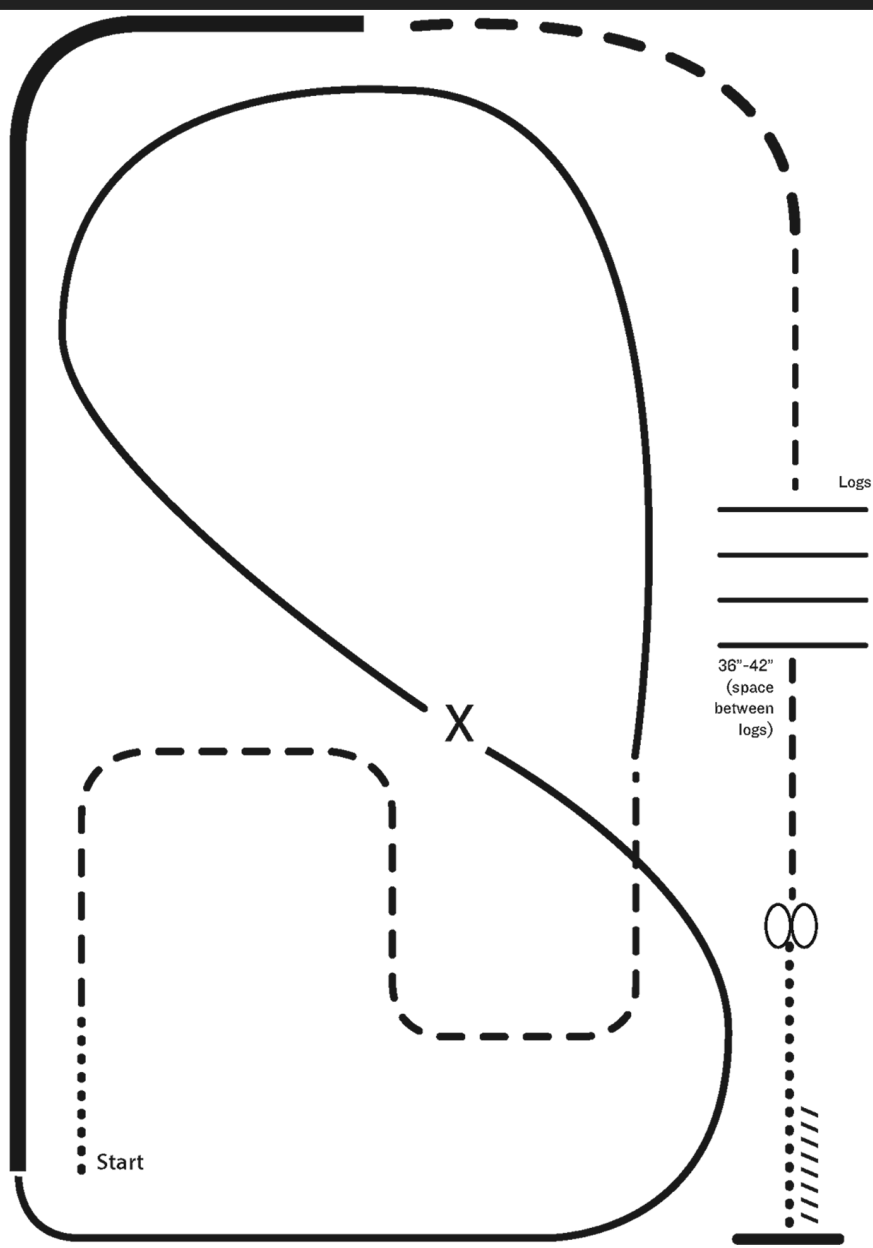


Graduation Circuit AQHA Level 1/Open Show Ranch Riding (AQHA Rookie)

Show Date: 06-16-2023

www.HorseShowPatterns.com

www.HorseShowPatterns.com



- X Lead Change
- Walk
- Trot
- Ext trot
- Lope
- Ext Lope
- /////// Back

1. Walk
2. Trot serpentine
3. Lope left lead around the end of the arena and then diagonally across the arena
4. Change leads (simple or flying) and
5. Lope on the right lead around end of the arena
6. Extend lope on the straight away and around corner to the center of the arena
7. Extend trot around corner of the arena
8. Collect to a trot
9. Trot over logs
10. Stop, do 360 degree turn each direction (either direction 1st) (L-R or R-L)
11. Walk, stop and back

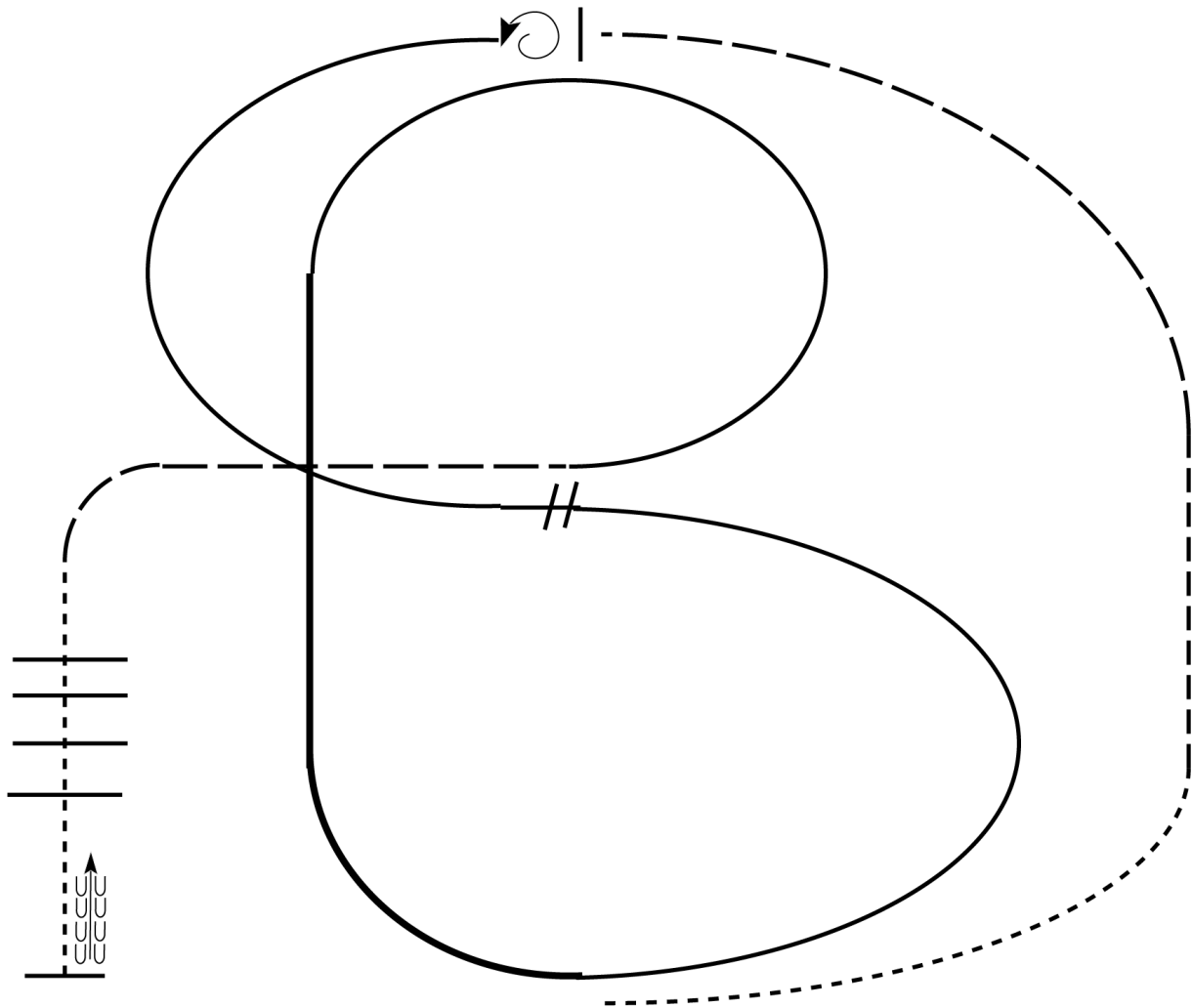
[RR/AQHA-3]

Pattern Provided by:
Dave Phillips

Graduation Circuit AQHA Level 1/Open Show

Ranch Riding (Open All Breed Adult & Youth)

Show Date: 06-16-2023



1. Walk
2. Trot
3. Extend the trot, at the top of the arena, stop
4. 360 degree turn to the left
5. Left lead 1/2 circle, lope to the center
6. Change leads (simple or flying)
7. Right lead 1/2 circle
8. Extended lope up the long side of arena (right lead)
9. Collect back to a lope around the top of the arena and back to center
10. Break down to an extended trot
11. Walk over poles.
12. Stop and back

Walk	-----
Jog	- - - - -
Extended Jog	-----
Lope	
Lead Change	//
Back	←
Marker	(B)

[RR/1]

Pattern Provided by:

Dave Phillips

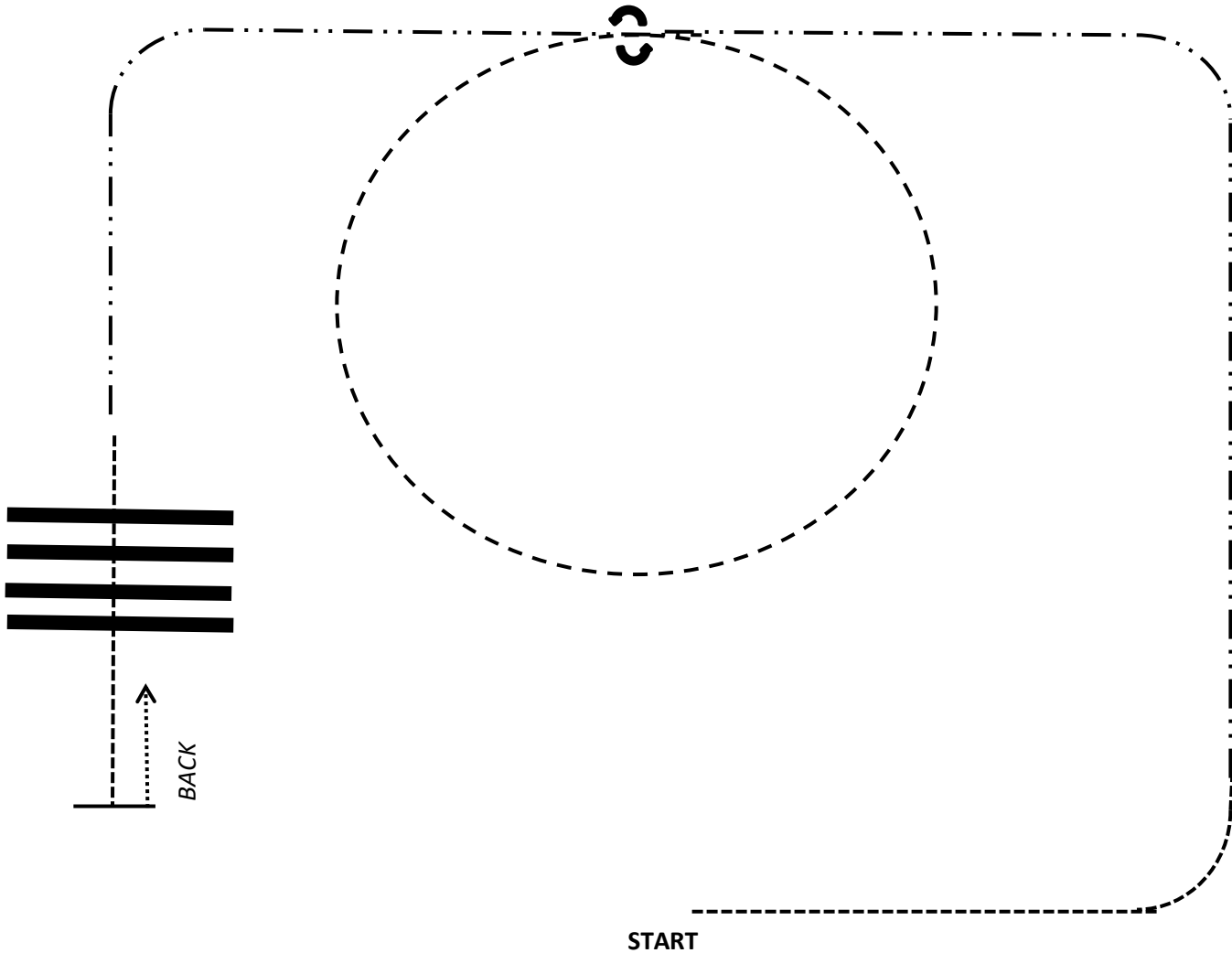
w w w . H o r s e S h o w P a t t e r n s . c o m

w w w . H o r s e S h o w P a t t e r n s . c o m

RANCH RIDING WALK TROT

Pattern # 1

WALK
TROT	-----
EXT TROT	-----



1. WALK
2. EXT. TROT 1/2 way up the ARENA
3. TURN LEFT EXT. TROT to Center of ARENA
4. TROT CIRCLE to LEFT
5. STOP
6. 360 TURN LEFT
7. EXT. TROT
8. WALK over RAILS
9. STOP / BACK 1 Horse Length

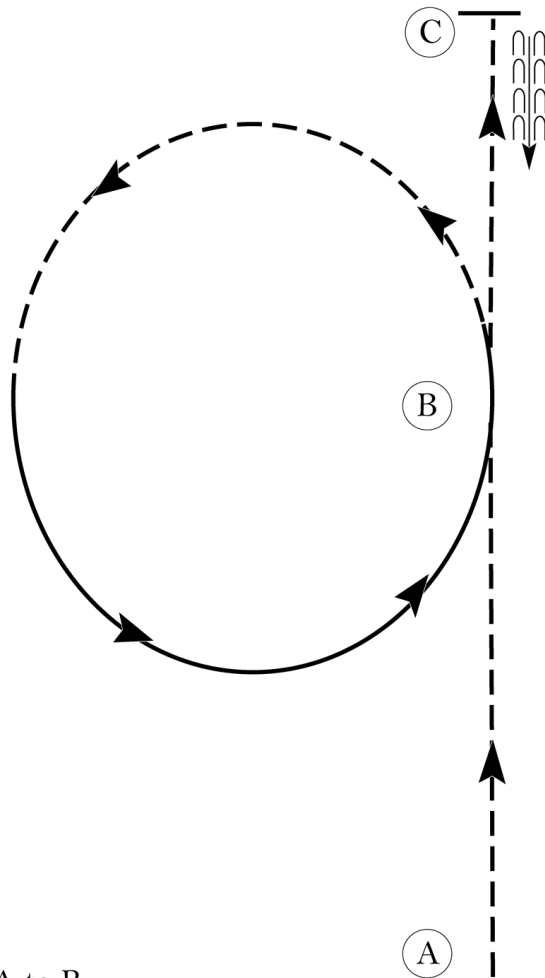
Graduation Circuit AQHA Level 1/Open Show

Hunt Seat Equitation (AQHA L1 Am & Yth Rookie)

Show Date: 06-16-2023

www.HorseShowPatterns.com

www.HorseShowPatterns.com



1. Sitting trot A to B
2. At B posting trot a half circle to the left on the right diagonal.
3. Canter on the left lead back to B.
4. Sitting trot to C.
5. Stop at C and back approximately one horse length.

Exit at a sitting trot.

Walk
Trot	-----
Extended Trot	-----
Canter	—————
Leg Yield	
Lead Change	↘↘↘
Back	←←←
Marker	(B)
Sidepass	←-←
Hand Gallop	—————

[HSE/1-21]

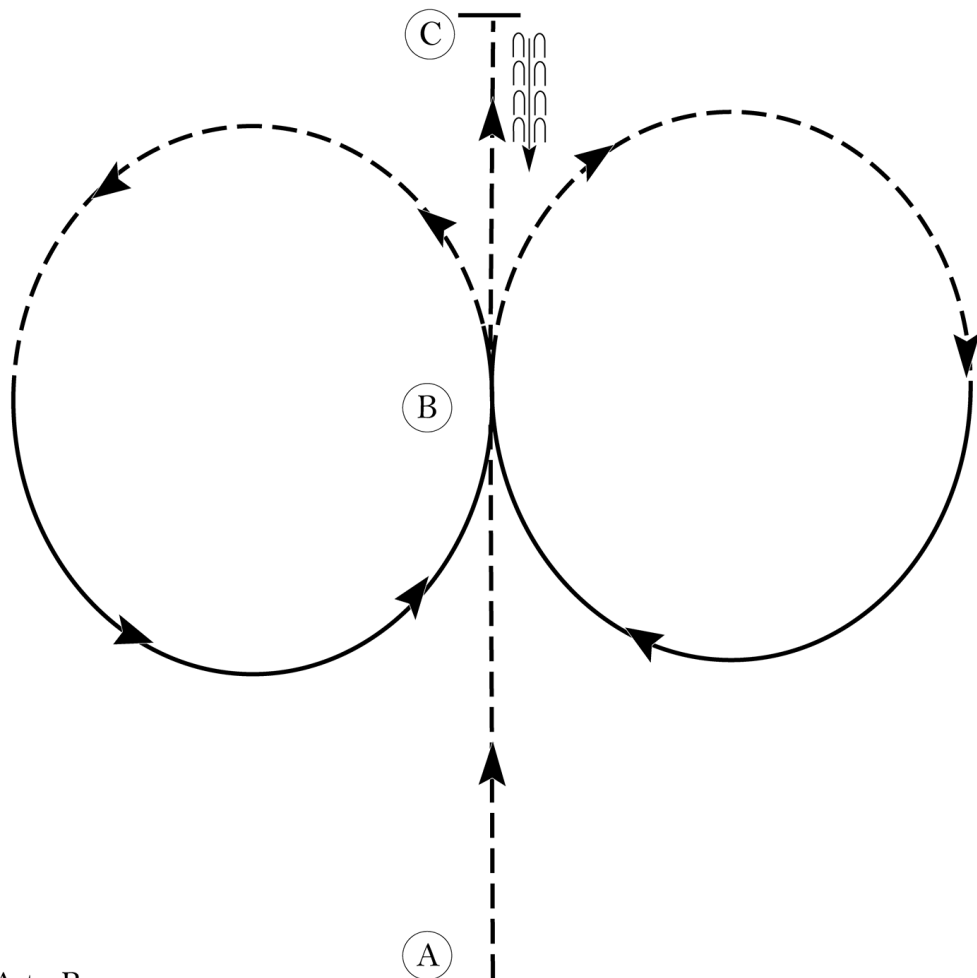
Pattern Provided by:
Dave Phillips

Graduation Circuit AQHA Level 1/Open Show Hunt Seat Equitation (AQHA L1 AM & Yth)

Show Date: 06-16-2023

w w w . H o r s e S h o w P a t t e r n s . c o m

w w w . H o r s e S h o w P a t t e r n s . c o m



1. Sitting trot A to B
2. At B posting trot on the left diagonal in a half circle.
3. Canter on the right lead back to B. .
4. Posting trot on the right diagonal in a half circle.
5. Canter on the left lead back to B.
6. Sitting trot to C.
7. Stop at C and back approximately one horse length.

Exit at a sitting trot.

Walk
Trot	-----
Extended Trot	-----
Canter	—————
Leg Yield	
Lead Change	///
Back	←←←←
Marker	(B)
Sidepass	←-----←
Hand Gallop	—————

[HSE/2-21]

Pattern Provided by:
Dave Phillips

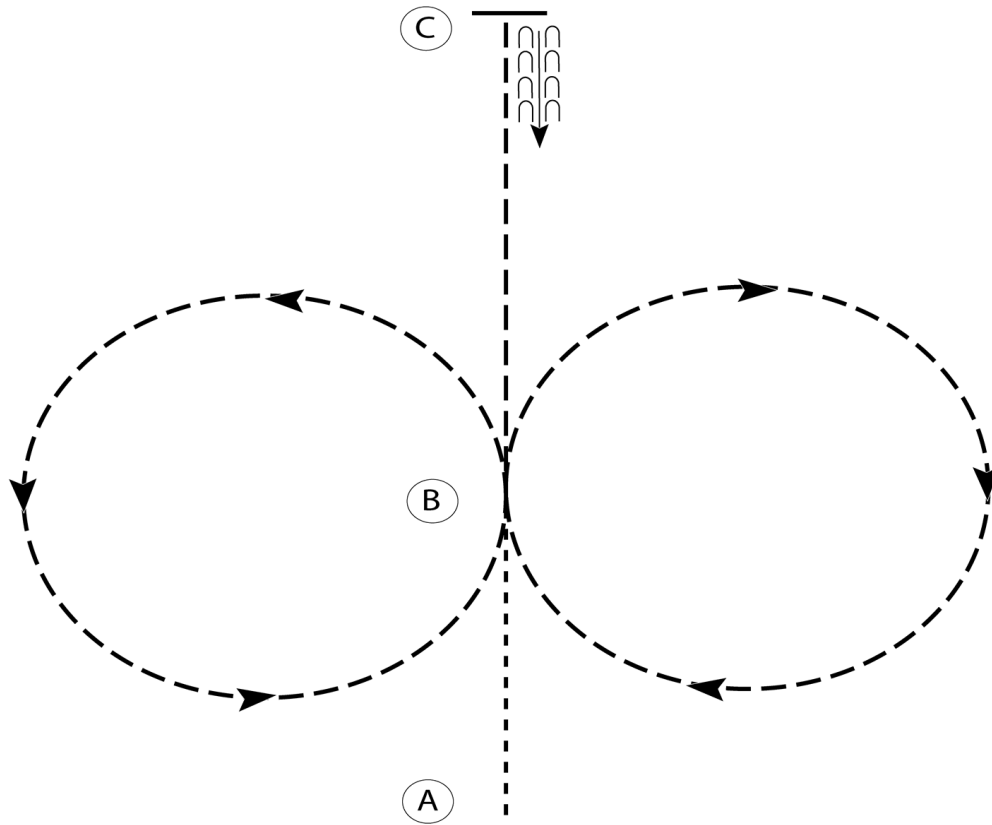
Graduation Circuit AQHA Level 1/Open Show

Hunt Seat Equitation (Small Fry, AQHA L1 Am & Yth W/T)

Show Date: 06-16-2023

w w w . H o r s e S h o w P a t t e r n s . c o m

w w w . H o r s e S h o w P a t t e r n s . c o m



1. Walk A to B.
2. At B posting trot a circle to the right on the proper diagonal.
3. At B posting trot a circle to the left on the proper diagonal.
4. At B sitting trot to C.
5. At C stop and back approximately one horse length.

Walk	-----
Trot	- - - - -
Extended Trot	— — — — —
Canter	—————
Leg Yield	
Lead Change	↙ ↘
Back	← ← ← ← ←
Marker	⊙
Sidepass	← — — — — →
Hand Gallop	— — — — —

[HSE/WT-5]

Pattern Provided by:

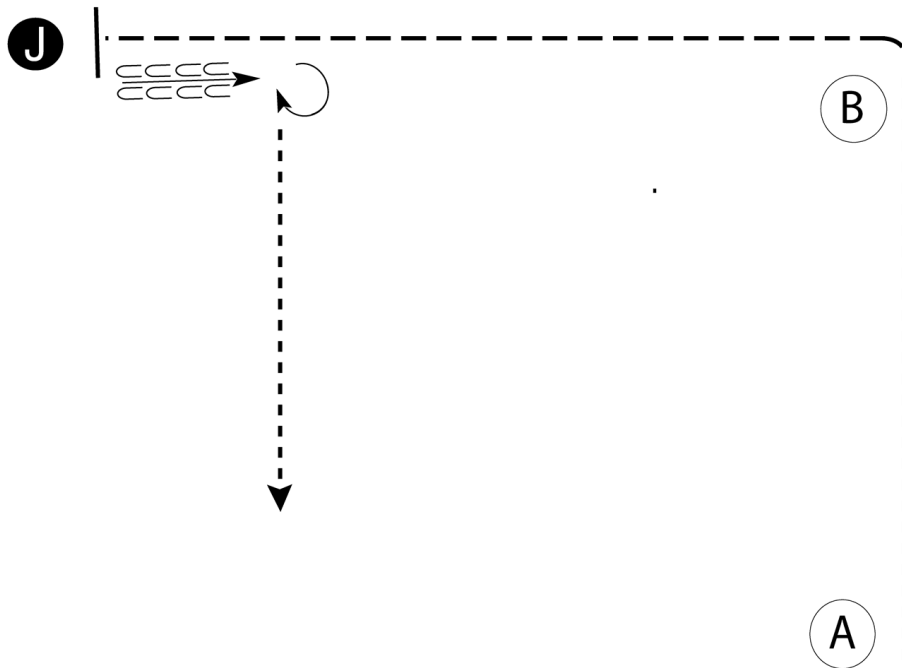
Dave Phillips

Graduation Circuit AQHA Level 1/Open Show Showmanship (AQHA L1 Am & Yth Rookie)

Show Date: 06-16-2023

www.HorseShowPatterns.com

www.HorseShowPatterns.com



Be ready at A.

1. Walk to B.
2. Trot around B and to judge.
3. Stop and set up for inspection.
4. When dismissed, back one horse length.
5. Turn 270 degrees and walk straight off.

- Walk -----
- Trot - . - . - .
- Back ← — — — — —
- Marker (B)
- Judge (J)

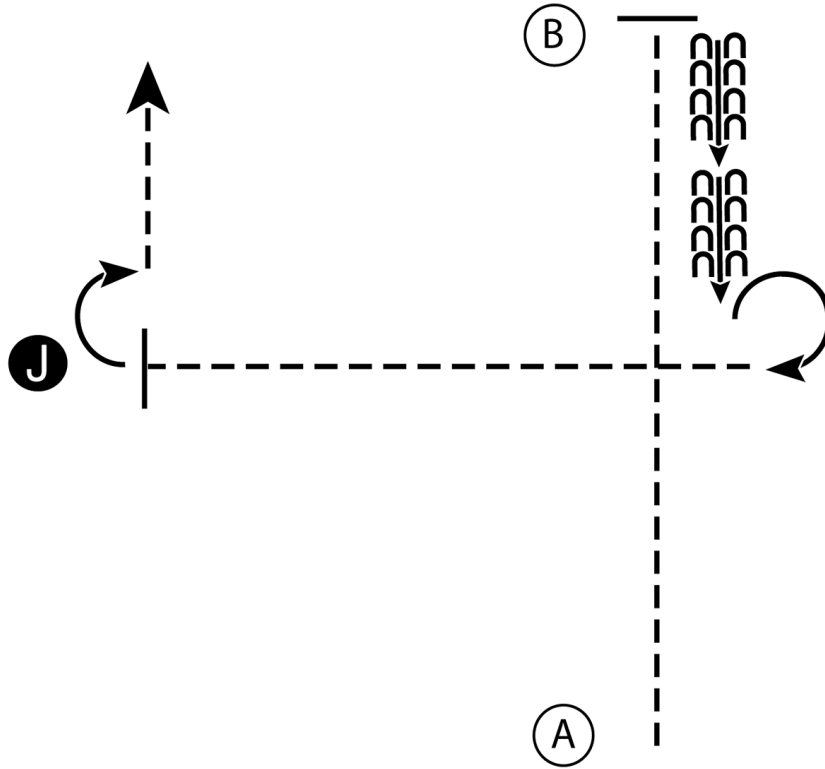
[S/1-23]

Pattern Provided by:
Dave Phillips

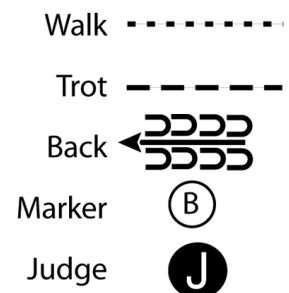
Graduation Circuit AQHA Level 1/Open Show

Showmanship (Open Adult & Youth; AQHA L1 Am & Yth)

Show Date: 06-16-2023



1. Trot A to B
2. Stop at B and back halfway to A
3. Stop and perform a 270 degree turn
4. Trot to judge and set up for inspection
5. When dismissed perform a 90 degree turn and trot away from judge



[S/2-3]

Pattern Provided by:

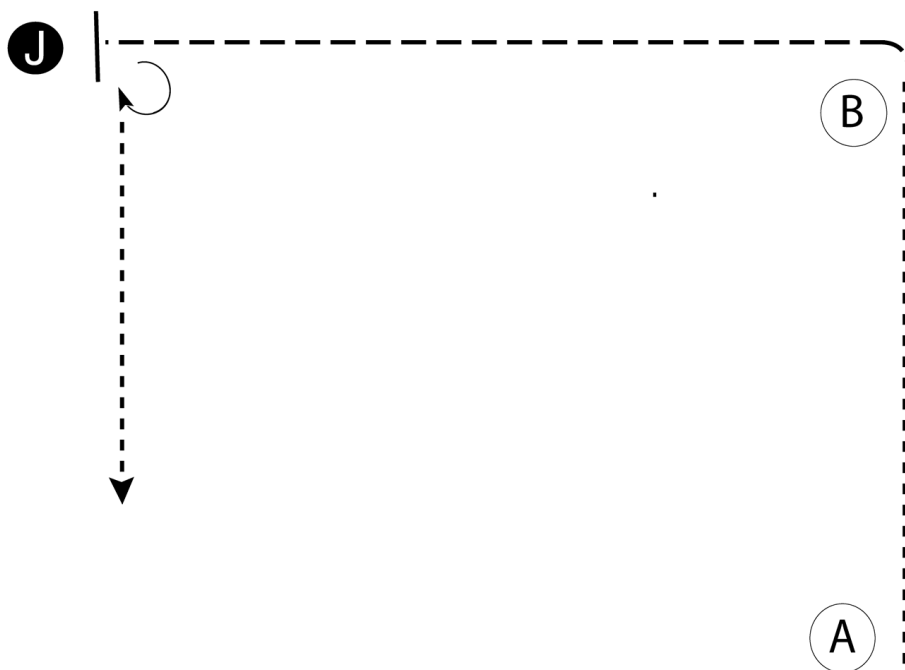
Dave Phillips

w w w . H o r s e S h o w P a t t e r n s . c o m

w w w . H o r s e S h o w P a t t e r n s . c o m

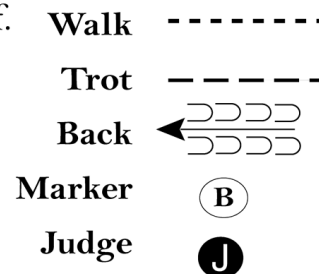
Graduation Circuit AQHA Level 1/Open Show Showmanship (Small Fry)

Show Date: 06-16-2023



Be ready at A.

1. Walk to B.
2. Trot around B and to judge.
3. Stop and set up for inspection.
4. When dismissed, turn 270 degrees and walk straight off.



[S/WT-23]

Pattern Provided by:
Dave Phillips

w w w . H o r s e S h o w P a t t e r n s . c o m

w w w . H o r s e S h o w P a t t e r n s . c o m

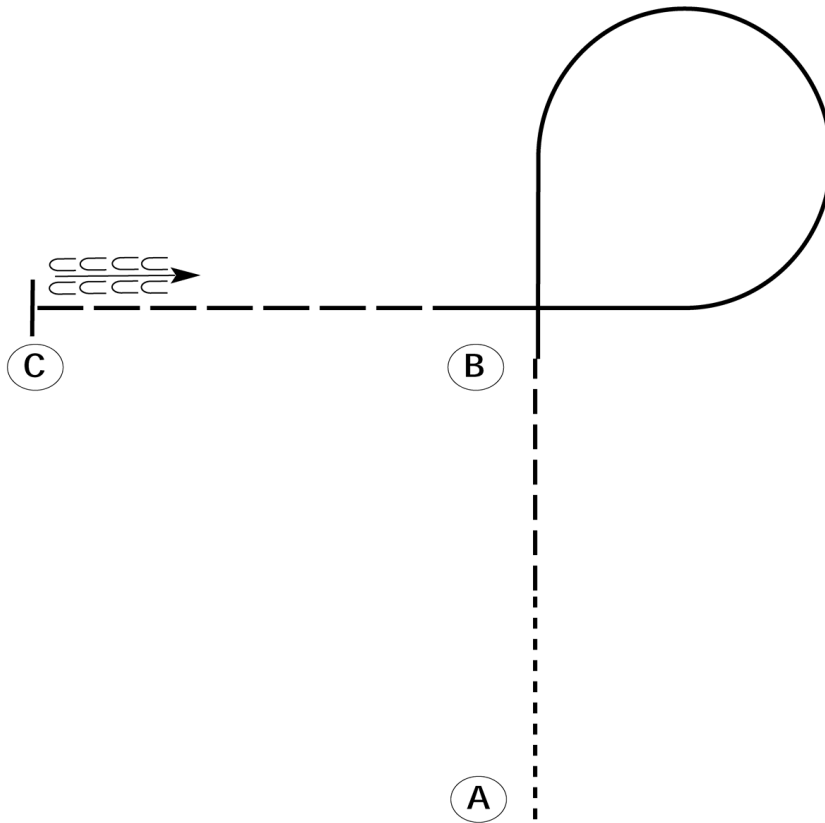
Graduation Circuit AQHA Level 1/Open Show

Western Horsemanship (AQHA L1 Am & Yth Rookie)

Show Date: 06-16-2023

www.HorseShowPatterns.com

www.HorseShowPatterns.com



Be ready at A.

1. Walk from A 1/2 way to B.
2. Jog the rest of the way to B.
3. Lope a circle to the right.
4. Perform an extended jog from B to C.
5. Stop at C and back one horse length.

Retire to the rail or line up at a jog.

Walk	-----
Jog	-----
Extended Jog	-----
Lope	—————
Leg Yield	
Lead Change	— / —
Back	← — — — — ← — — — —
Marker	(B)
Sidepass	← — — — — →

[WH/1-25]

Pattern Provided by:

Dave Phillips

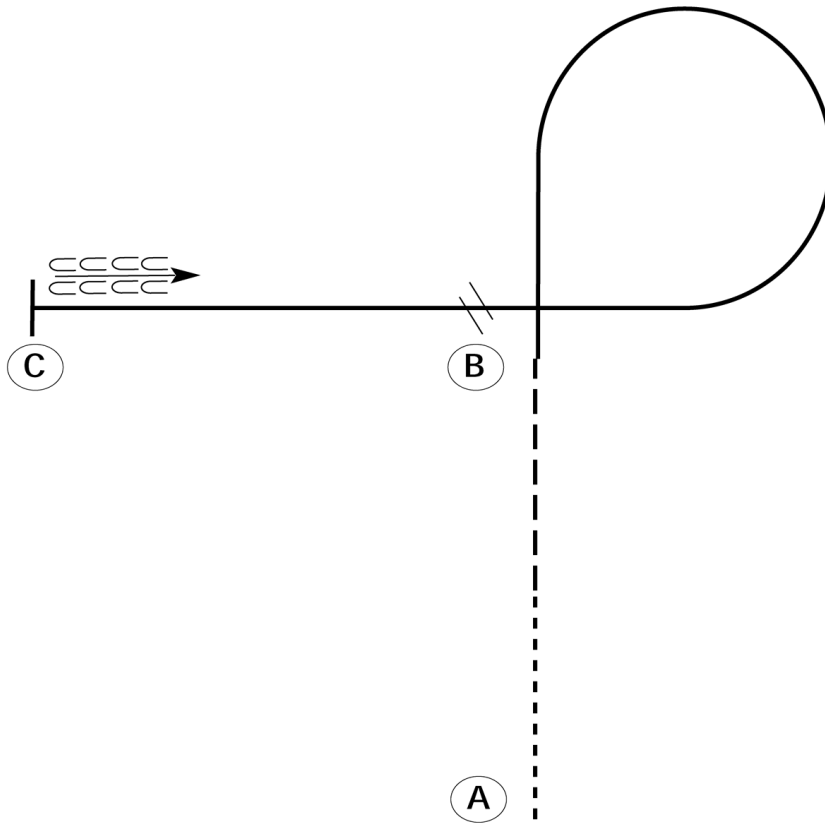
Graduation Circuit AQHA Level 1/Open Show

Western Horsemanship (Open All Breed; AQHA L1 AM)

Show Date: 06-16-2023

w w w . H o r s e S h o w P a t t e r n s . c o m

w w w . H o r s e S h o w P a t t e r n s . c o m



Be ready at A.

1. Walk from A 1/2 way to B.
2. Jog the rest of the way to B.
3. Lope a circle to the right.
4. Change leads at B.
5. Lope on the left lead to C.
6. Stop at C and back one horse length.

Retire to the rail or line up at a jog.

Walk -----

Jog - - - - -

Extended Jog - - - - -

Lope _____

Leg Yield |||||

Lead Change /

Back ← |||

Marker (B)

Sidepass ← - - - - - →

[WH/2-25]

Pattern Provided by:

Dave Phillips

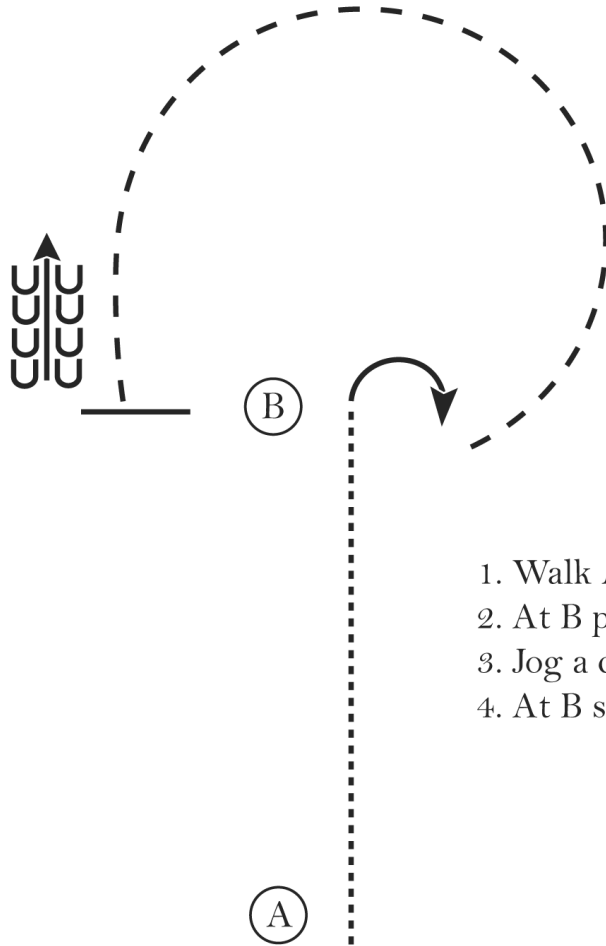
Graduation Circuit AQHA Level 1/Open Show

Western Horsemanship (Small Fry; AQHA L1 Am & Yth W/T)

Show Date: 06-16-2023

w w w . H o r s e S h o w P a t t e r n s . c o m

w w w . H o r s e S h o w P a t t e r n s . c o m



1. Walk A to B
2. At B perform a 90 degree turn to the right
3. Jog a circle around B
4. At B stop and back 4 steps

Walk
Jog	-----
Extended Jog	-----
Lope	—————
Leg Yield	
Lead Change	↘
Back	←←←←←
Marker	(B)
Sidepass	←←←←←

[WH/WT-7]

Pattern Provided by:

Dave Phillips